



VIKING  
INDUSTRIER

# Product catalog

health, beauty, peace of mind





# About us

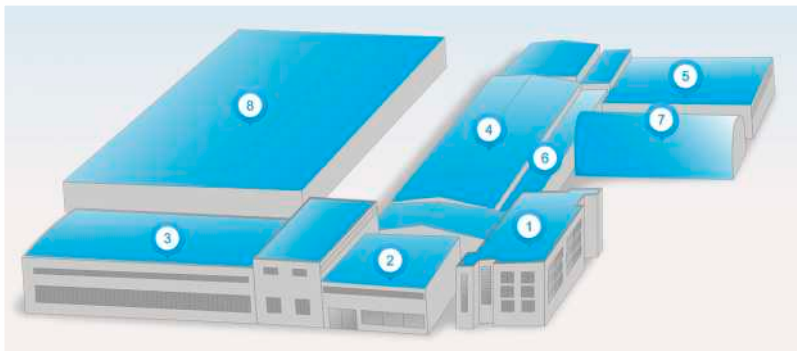
UAB Viking Industrier is a Norwegian capital company located in Venta town, Lithuania.

We have gathered a team of professionals whose main goal is to design, produce and sell high quality wooden garden products and accessories.

Since we started our business in 2006, we have grown significantly in so many ways:



- Wide range of garden products: grill cabins, garden pavilions, sauna barrels and cabins, hot tubs, camping products and other;
- Our administrative and production premises now covers the area of almost 10 000 m<sup>2</sup>;
- We never stop developing: we introduce new trendy products, improve the quality and customer service, which is already one of the biggest company's strengths. According to the recently performed client survey, our dealers value:
  - Quality for the competitive price;
  - Reliable and excellent products;
  - Wide range of products as well as accessories;
  - Good production capacity;
  - A great customer service;
  - A convenient online ordering system on our website, where they make all customizations, see the status of orders as well as fill in the claims.

UAB Viking Industrial is where tradition meets new technologies to create a high quality and modern design product for truly exceptional garden.



Viking Industrier factory plan:

1. Administration building;
2. Hot tubs production;
3. Sauna barrels production;
4. Grill cabins and Pavilions production;
5. Doors and windows production;
6. Storage;
7. Storage;
8. Storage.



# Contents

|           |   |           |  |
|-----------|---|-----------|--|
| <b>1</b>  | About us  | <b>29</b> | Sauna barrel with a changing room 3,5m; 4m |
| <b>2</b>  | Symbols   | <b>30</b> | Vertical sauna                             |
| <b>4</b>  | Grill cabin 6.9 m <sup>2</sup>                                      | <b>31</b> | Sauna pod                                  |
| <b>5</b>  | Grill cabin 9.2 m <sup>2</sup>                                      | <b>32</b> | Accessories for saunas                     |
| <b>6</b>  | Grill cabin with slopping walls 9.2 m <sup>2</sup>                  | <b>36</b> | Wooden hot tubs                            |
| <b>7</b>  | Open grill cabin 9.2 m <sup>2</sup>                                 | <b>37</b> | Polypropylene hot tubs                     |
| <b>8</b>  | Grill cabin 9.2 m <sup>2</sup> , 16.5 m <sup>2</sup> with extension | <b>38</b> | Fiberglass hot tubs                        |
| <b>9</b>  | Grill cabins 9.2 m <sup>2</sup> , 16.5 m <sup>2</sup> with sauna    | <b>41</b> | Cold tubs                                  |
| <b>10</b> | Grill cabins 9.2+9.2 m <sup>2</sup> , 16.5+16.5 m <sup>2</sup>      | <b>42</b> | Accessories for hot tubs                   |
| <b>11</b> | Grill cabin 14.9 m <sup>2</sup>                                     | <b>44</b> | Camping pods                               |
| <b>12</b> | Grill cabin 16.5 m <sup>2</sup>                                     | <b>45</b> | Barrel for sleeping                        |
| <b>13</b> | Grill cabin 25 m <sup>2</sup>                                       | <b>46</b> | Insulated camping pod                      |
| <b>16</b> | Pavilion 9.2 m <sup>2</sup>   | <b>47</b> | Barrel "Ice-Viking"                        |
| <b>17</b> | Gazebo 9.9 m <sup>2</sup> (open pavilion)                           | <b>48</b> | Community Barrel                           |
| <b>18</b> | Pavilion 10 m <sup>2</sup>  | <b>50</b> | Playground barrels                         |
| <b>19</b> | Pavilion 14.9 m <sup>2</sup>  | <b>51</b> | Sandbox                                    |
| <b>20</b> | Pavilion 16.5 m <sup>2</sup>  | <b>52</b> | Child cabin                                |
| <b>21</b> | Accessories for Grill cabins and Pavilions                          | <b>53</b> | Camping pod for children                   |
| <b>24</b> | Sauna cabin 7 m <sup>2</sup>  | <b>56</b> | Dog houses                                 |
| <b>25</b> | Sauna cabin 9.2 m <sup>2</sup>                                      | <b>57</b> | Shower. Dog houses                         |
| <b>26</b> | Sauna cabin 9.2 m <sup>2</sup> with a changing room                 | <b>58</b> | Garbage bins storage                       |
| <b>27</b> | Sauna cabin 16.5 m <sup>2</sup>                                     | <b>60</b> | Sauna cube                                 |
| <b>28</b> | Sauna barrel 2m; 2.5m; 3m   | <b>61</b> | Glass roof cube                            |

## Symbols

|  |                           |  |                           |  |                                       |  |                             |
|--|---------------------------|--|---------------------------|--|---------------------------------------|--|-----------------------------|
|  | Height of roof ridge      |  | Total number of windows   |  | Height of tub                         |  | Number of persons           |
|  | Height of wall            |  | Number of opening windows |  | Total height of tub                   |  | Tub shape                   |
|  | Area                      |  | Size of windows           |  | Water capacity of tub                 |  | Diameter of tub             |
|  | Diagonal                  |  | Size of doors             |  | With external wood burning heater     |  | Height of pod               |
|  | Wall thickness            |  | Weight                    |  | With internal wood burning heater     |  | Number of benches           |
|  | Wood spruce               |  | Size of pallet (LxWxH)    |  | Heater with external firewood feeding |  | Doghouse entrance hole size |
|  | Thermo wood               |  | Length of barrel          |  | Inside feeding heater                 |  | Wood burning heater         |
|  | Shape                     |  | Diameter of sauna barrel  |  | Electric heater                       |  | Terrace length              |
|  | Measurements of extension |  | Stones for heater         |  | Voltage                               |  | Pod length                  |





# Grill cabins



# Grill cabin (m<sup>2</sup>) 6.9

|  |                    |  |                                    |
|--|--------------------|--|------------------------------------|
|  | 3220 mm            |  | 1210 mm                            |
|  | 6.9 m <sup>2</sup> |  | 3149 mm                            |
|  | 4                  |  | 4                                  |
|  | 680 x 380 mm       |  | 780 x 1500 mm                      |
|  | 5-10               |  | 1100 kg                            |
|  | 8-corner           |  | 45 mm                              |
|  | Spruce             |  | Not assembled<br>2.4 x 1.2 x 2.5 m |
|  | 5                  |  |                                    |

## Standard set:

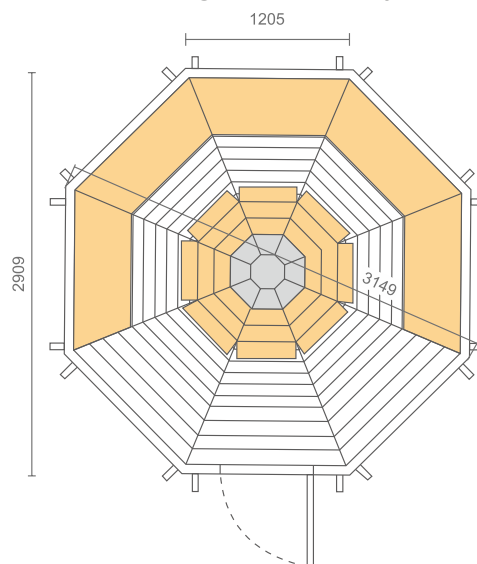
- Wall, floor, roof panels;
- Roof covered with bitumen shingles of your selected color;
- Inside grill with cooking platforms and a tables around the grill;
- Adjustable chimney;
- Double glass windows;
- Doors with a lock and a hexagon window;
- Inside benches.



Standard grill and chimney KIT with fence



Standard grill and chimney KIT with fence



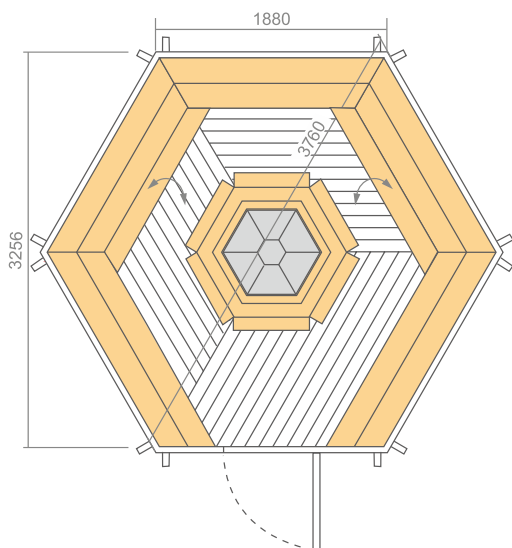
## Grill cabin (m<sup>2</sup>) 9.2



"Viking" grill and chimney KIT



Roof panel with window




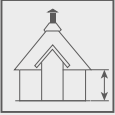
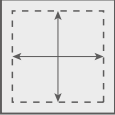
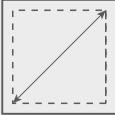



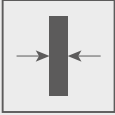

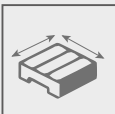

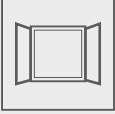
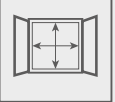
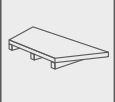
|  |                    |  |                                    |
|--|--------------------|--|------------------------------------|
|  | 3250 mm            |  | 1155 mm                            |
|  | 9.2 m <sup>2</sup> |  | 3760 mm                            |
|  | 3                  |  | 1                                  |
|  | 880 x 510 mm       |  | 780 x 1500 mm                      |
|  | 12-15              |  | 1200 kg                            |
|  | 6-corner           |  | 45 mm                              |
|  | Spruce             |  | Not assembled<br>2.4 x 1.2 x 2.5 m |
|  | 5                  |  |                                    |

### Standard set:

- Wall, floor, roof panels;
- Roof covered with bitumen shingles of your selected color;
- Inside grill with cooking platforms and a tables around the grill;
- Adjustable chimney;
- Double glass windows;
- Doors with a lock and a hexagon window;
- Inside benches (two additional folding benches).



## Grill cabin with 9.2 slopping walls (m<sup>2</sup>)

|   |                    |   |                                  |
|---|--------------------|---|----------------------------------|
|    | 3516 mm            |    | 1249mm                           |
|    | 9.2 m <sup>2</sup> |    | 4040 mm                          |
|    | 12-15              |    | 1200kg                           |
|    | 6-corner           |    | 45 mm                            |
|    | Spruce             |    | Not assembled<br>2.4 x 1.2 x 2.5 |
|   | 3                  |   | 1                                |
|  | 880 x 510 mm       |  | 5                                |

### Standard set:

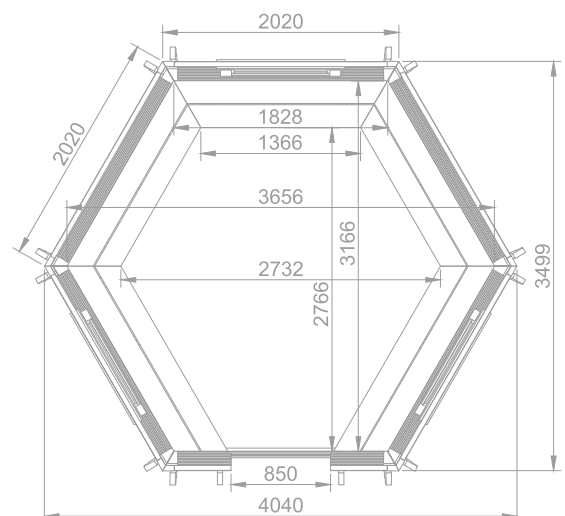
- Wall, floor, roof panels;
- Roof covered with bitumen shingles of your selected color;
- Inside grill with cooking platforms and a tables around the grill;
- Adjustable chimney;
- 3 double glass windows (1 of them is opening);
- Doors with a lock and a hexagon window;
- 5 inside benches (2 of them are folding).



"Viking" grill and chimney KIT



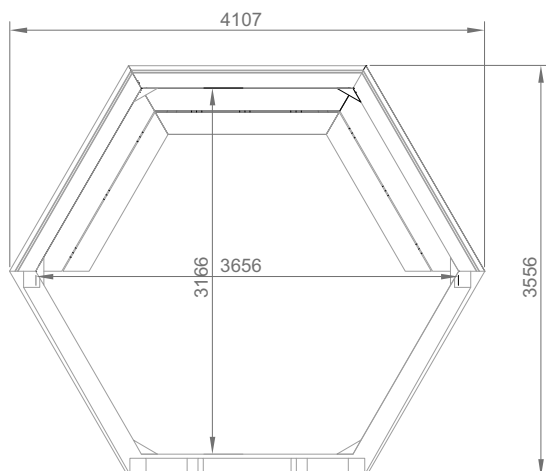
"Viking" grill and chimney KIT



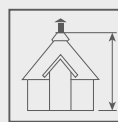




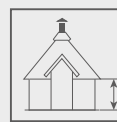
Firewood ring



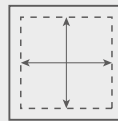
## Open grill cabin 9.2



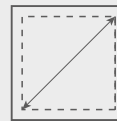
3725 mm



1285 mm



9.2 m<sup>2</sup>



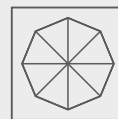
4437 mm



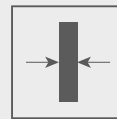
10



900kg



6-corner



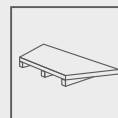
45 mm



Spruce



Not assembled  
2.4 x 1.2 x 2.5



3

### Standard set:

- Wall, roof panels;
- Roof covered with bitumen shingles of your selected color;
- Inside grill with cooking platforms and a tables around the grill;
- Adjustable chimney.

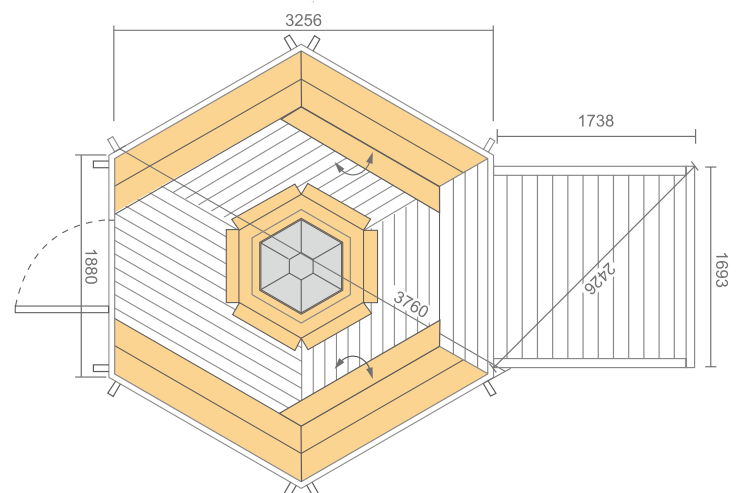
# Grill cabin with extension (m<sup>2</sup>)

9.2 16.5

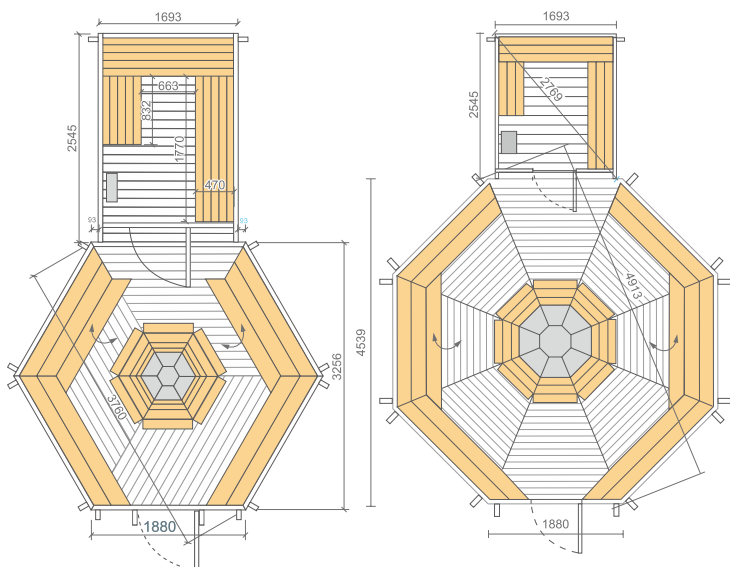
|  |   |  |  |
|--|---|--|--|
|  | 3250 mm<br>3560 mm  |  | 1155 mm<br>1155 mm                     |
|  | 9.2 +<br>2.9 m <sup>2</sup><br>16.5 +<br>2.9 m <sup>2</sup>               |  | 3760 +<br>2426 mm<br>4913 +<br>2426 mm |
|  | 4<br>5  |  | 2<br>3                                 |
|  | 880 x<br>510 mm   |  | 780 x<br>1500 mm                       |
|  | 12-15<br>15-25  |  | 1600 kg<br>2050 kg                     |
|  | 6-corner +<br>square<br>8-corner +<br>square                              |  | 45 mm                                  |
|  | Not assembled<br>3.8 x 1.2 X 2.5 m<br>3.5 x 1.2 x 2.55 m<br>2 x 1.2 X 2 m |  |  |
|  | 4<br>6  |  | 1740 x 1690 mm                         |

## Standard set:

- Wall, floor, roof panels;
- Roof covered with bitumen shingles of your selected color;
- Inside grill with cooking platforms and a tables around the grill;
- Adjustable chimney;
- Double glass windows;
- Doors with a lock and a hexagon window;
- Inside benches (two additional folding benches);
- Cushions for the benches;
- Extension's size 1.74 x 1.69 m.

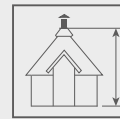




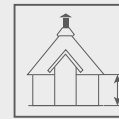


## Grill cabin with sauna (m<sup>2</sup>)

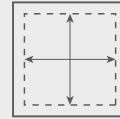
9.2 16.5



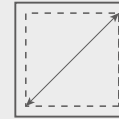
3250 mm  
3560 mm



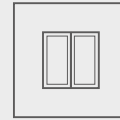
1155 mm



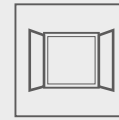
9.2 +  
2.9 m<sup>2</sup>  
16.5 +  
4.3 m<sup>2</sup>



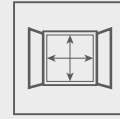
3760 +  
2769 mm  
4913 +  
2769 mm



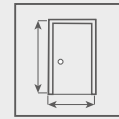
4  
5



2  
3



880 x  
510 mm



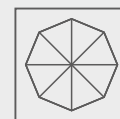
780 x  
1500 mm



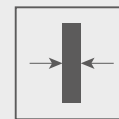
12-15  
15-25



1700 kg  
2150 kg



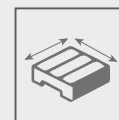
6-corner +  
rectangle  
8-corner +  
rectangle



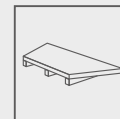
45 mm



Spruce



Not assembled  
4.5 x 1.2 x 2.55 m  
3.75 x 1.2 x 2.55 m  
2 x 1.2 x 2.55 m



4+3  
6+3



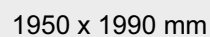
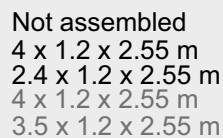
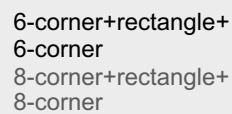
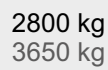
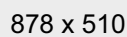
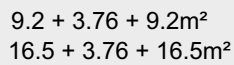
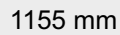
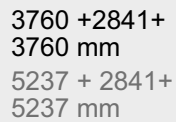
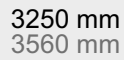
1693 x 2545 mm

### Standard set:

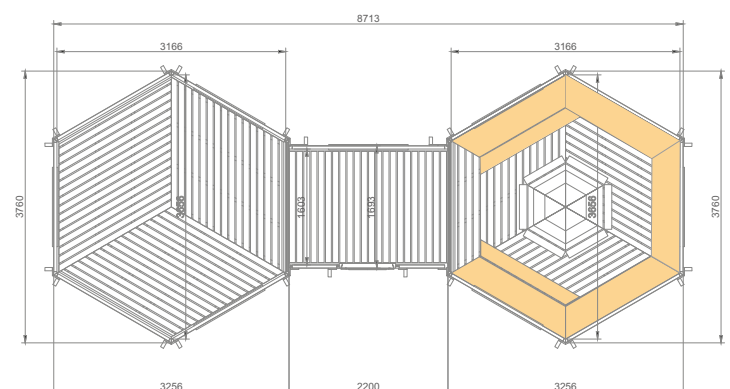
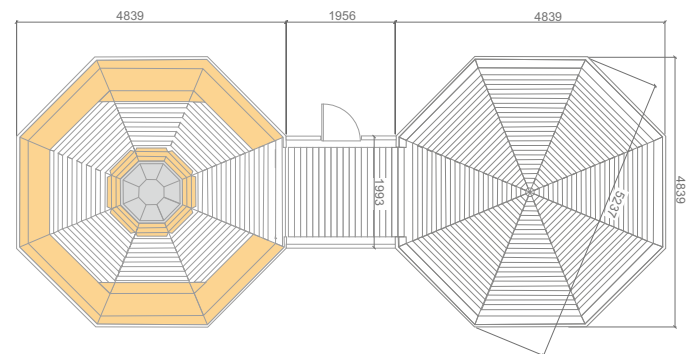
- Wall, floor, roof panels;
- Insulated roof panels over the sauna room;
- Roof covered with bitumen shingles of your selected color;
- Double glass windows;
- Doors with a lock and a hexagon window;
- Inside glass doors between a grill room and a sauna room;
- Inside grill with cooking platforms and a tables around the grill;
- Adjustable chimney;
- Grill room benches (two additional folding benches);
- Sauna benches;
- Heat-resistant plates for sauna heater.

9.2+9.2

16.5+16.5

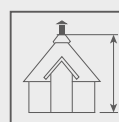


- Wall, roof, floor panels;
- Roof covered with bitumen shingles of your selected color;
- Inside grill with the cooking platforms and a table around the grill;
- Adjustable chimney;
- Double glass windows (2 or 4 of them are opening);
- Doors with a lock and a hexagon window;
- Inside benches (2 of them are folding benches);
- Cushions for the benches;
- Connection's size: 1.95 x 1.99 m

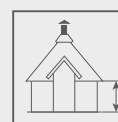




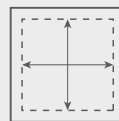
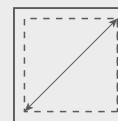
# Grill cabin (m<sup>2</sup>) 14.9




3560 mm



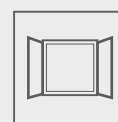
1155 mm


14.9 m<sup>2</sup>


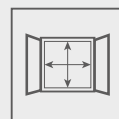
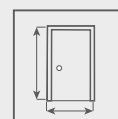
4651 mm



4



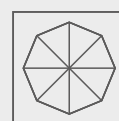
2


880 x  
510 mm

780 x  
1500 mm

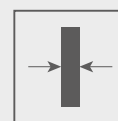

14-20



1600 kg



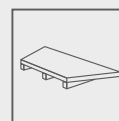
8-corner



45 mm



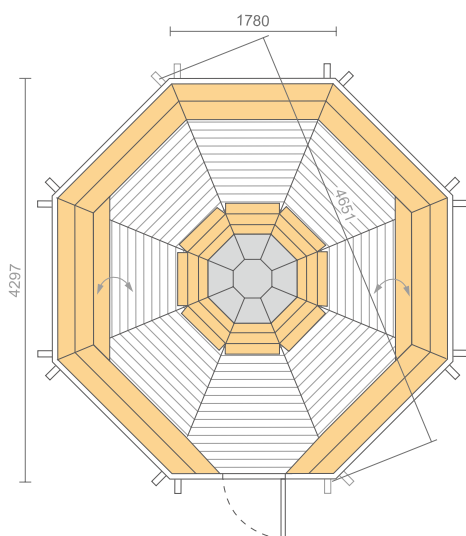
Spruce


Not assembled  
3.5 x 1.2 x 2.5 m


7

## Standard set:

- Wall, floor, roof panels;
- Roof covered with bitumen shingles of your selected color;
- Inside grill with cooking platforms and a tables around the grill;
- Adjustable chimney;
- Double glass windows;
- Doors with a lock and a hexagon window;
- Inside benches (two additional folding benches).



# Grill cabin (m²) 16.5

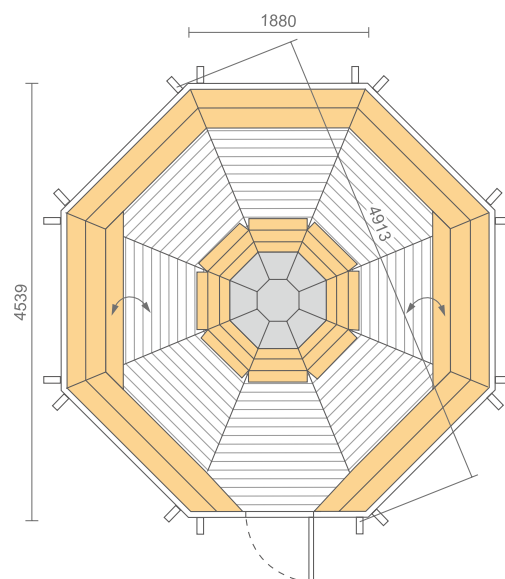
|  |              |  |                                     |
|--|--------------|--|-------------------------------------|
|  | 3560 mm      |  | 1155 mm                             |
|  | 16.5 m²      |  | 4913 mm                             |
|  | 4            |  | 2                                   |
|  | 880 x 510 mm |  | 780 x 1500 mm                       |
|  | 15-21        |  | 1650 kg                             |
|  | 8-corner     |  | 45 mm                               |
|  | Spruce       |  | Not assembled<br>3.5 x 1.2 x 2.55 m |
|  | 7            |  |                                     |

## Standard set:

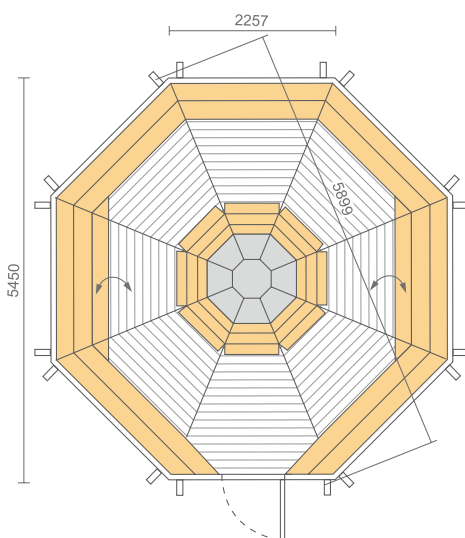
- Wall, floor, roof panels;
- Roof covered with bitumen shingles of your selected color;
- Inside grill with cooking platforms and a tables around the grill;
- Adjustable chimney;
- Double glass windows;
- Doors with a lock and a hexagon window;
- Inside benches (two additional folding benches).



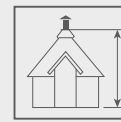
Standard grill and chimney KIT



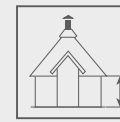




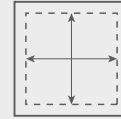
## Grill cabin (m<sup>2</sup>) 25



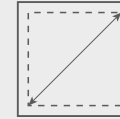
4000 mm



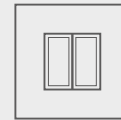
1155 mm



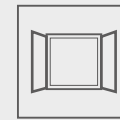
25 m<sup>2</sup>



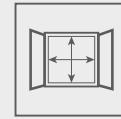
5899 mm



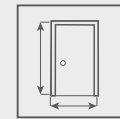
4



2



880 x  
510 mm



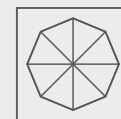
780 x  
1760 mm



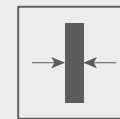
25-30



2300 kg



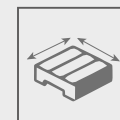
8-corner



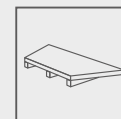
45 mm



Spruce



Not assembled  
4.5 x 1.2 x 2.65 m



7

### Standard set:

- Wall, floor, roof panels;
- Roof covered with bitumen shingles of your selected color;
- Inside grill with cooking platforms and a tables around the grill;
- Adjustable chimney;
- Double glass windows;
- Doors with a lock and a hexagon window;
- Inside benches (two additional folding benches).





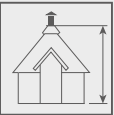
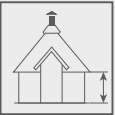
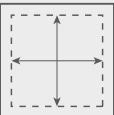
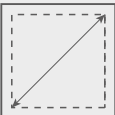

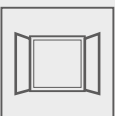
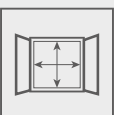
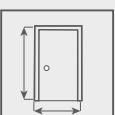



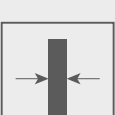


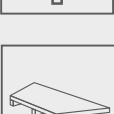


# Pavilions

GARDEN CABINS



## Pavilion 9.2

|   |                    |   |                                     |
|---|--------------------|---|-------------------------------------|
|    | 3400 mm            |    | 1880 mm                             |
|    | 9.2 m <sup>2</sup> |    | 3760 mm                             |
|    | 5                  |    | 2                                   |
|    | 1010 x 1014 mm     |    | 1020 x 1600 mm                      |
|    | 12-15              |    | 1250 kg                             |
|   | 6-corner           |   | 45 mm                               |
|  | Spruce             |  | Not assembled<br>2.45 x 1.2 x 2.5 m |
|  | 5                  |   |                                     |

### Standard set:

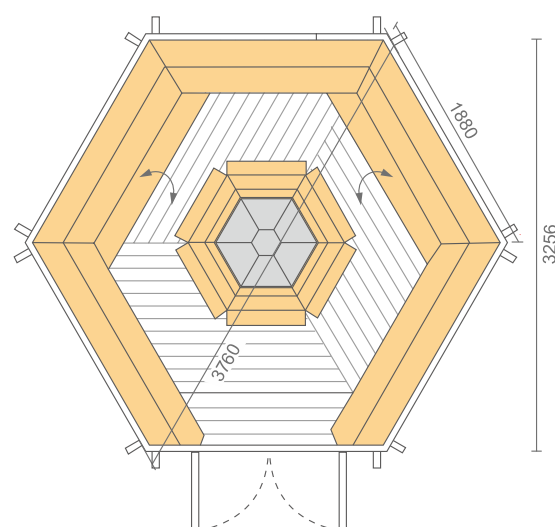
- Wall, floor, roof panels;
- Roof covered with bitumen shingles of your selected color;
- Inside grill with cooking platforms and a tables around the grill;
- Adjustable chimney;
- Double glass windows;
- Double doors with a lock and windows;
- Inside benches (two additional folding benches).



"Luxury" grill and chimney KIT

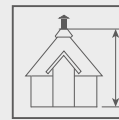


"Luxury" grill and chimney KIT

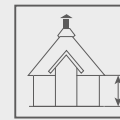




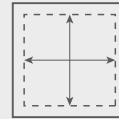
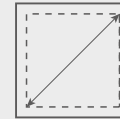
## Gazebo (m<sup>2</sup>) 9.9 (open pavilion)



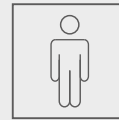
3300 mm



1880 mm


9.9 m<sup>2</sup>


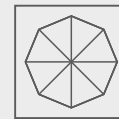
3763 mm



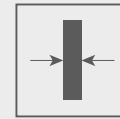
8-15



1100 kg



8-corner



45 mm

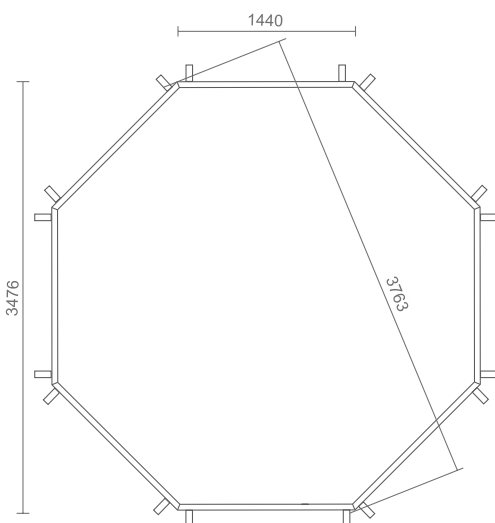


Spruce


Not assembled  
3 x 1.2 x 2.5 m

### Standard set:

- Walls:  
3 pcs of closed walls;  
4 pcs of open walls;  
Entrance wall.
- Roof panels, covered with bitumen shingles of your selected color;
- Impregnated ground boards.

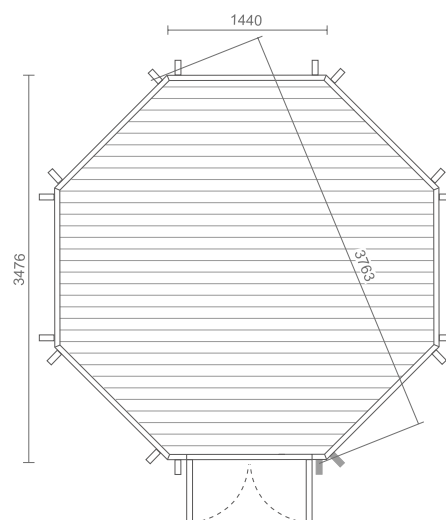


# Pavilion (m<sup>2</sup>) 10

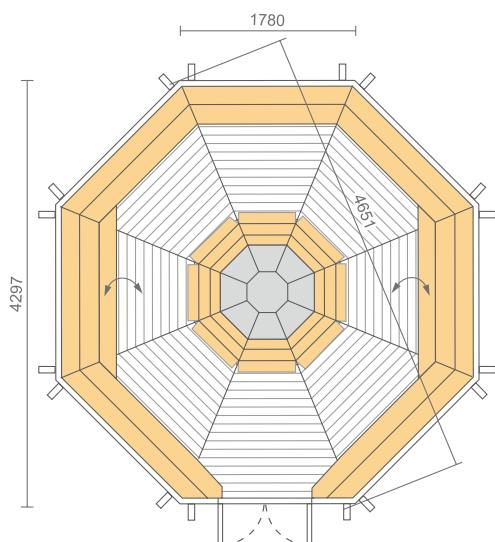
|  |                   |  |                                  |
|--|-------------------|--|----------------------------------|
|  | 3300 mm           |  | 2050 mm                          |
|  | 10 m <sup>2</sup> |  | 3763 mm                          |
|  | 7                 |  | 3                                |
|  | 1290 x 1405 mm    |  | 1290 x 1800 mm                   |
|  | 8-15              |  | 1400 kg                          |
|  | 8-corner          |  | 45 mm                            |
|  | Spruce            |  | Not assembled<br>3 x 1.2 x 2.5 m |

## Standard set:

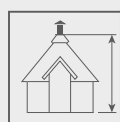
- Wall, roof panels;
- Solid floor boards;
- Roof covered with bitumen shingles of your selected color;
- Double glass windows;
- Double doors with a lock and windows;
- Ventilation in the roof.



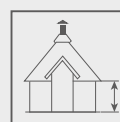




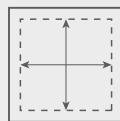
## Pavilion (m<sup>2</sup>) 14.9



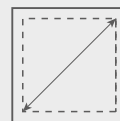
3800 mm



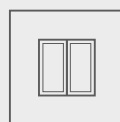
1880 mm



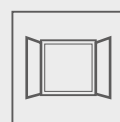
14.9 m<sup>2</sup>



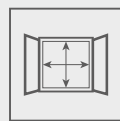
4651 mm



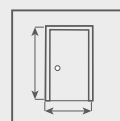
7



3



1010 x 1014 mm



1020 x 1600 mm



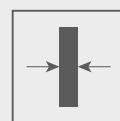
14-20



1800 kg



8-corner



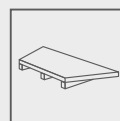
45 mm



Spruce



Not assembled  
3.5 x 1.2 x 2.55 m

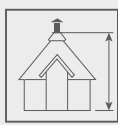
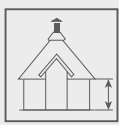
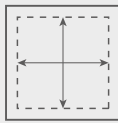
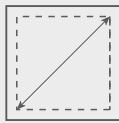
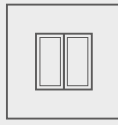
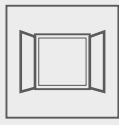
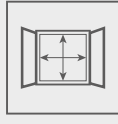
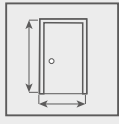


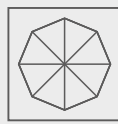
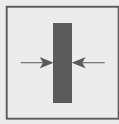


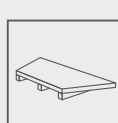


7

### Standard set:

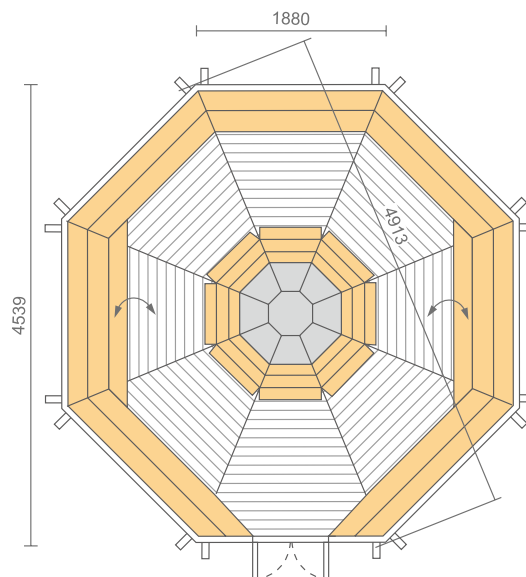
- Wall, roof, floor panels;
- Roof covered with bitumen shingles of your selected color;
- Inside grill with cooking platforms and tables around the grill;
- Adjustable chimney;
- Double glass windows;
- Double doors with a lock and windows;
- Inside benches (two additional folding benches).

# Pavilion (m²) 16.5

|   |                |   |                                     |
|---|----------------|---|-------------------------------------|
|    | 3900 mm        |    | 1880 mm                             |
|    | 16.5 m²        |    | 4913 mm                             |
|    | 7              |    | 3                                   |
|    | 1010 x 1014 mm |    | 1020 x 1600 mm                      |
|    | 15-21          |    | 1900 kg                             |
|   | 8-corner       |   | 45 mm                               |
|  | Spruce         |  | Not assembled<br>3.5 x 1.2 x 2.55 m |
|  | 7              |   |                                     |

## Standard set:

- Wall, roof, floor panels;
- Roof covered with bitumen shingles of your selected color;
- Inside grill with the cooking platforms and a tables around the grill;
- Adjustable chimney;
- Double glass windows;
- Double doors with a lock and windows;
- Inside benches (two additional folding benches).







**Grill table safety fence  
6-corners**

Grill table safety fence for 6-corners grills. A solid steel fence provides better grill table protection from fire sparks. Suits only for standard grill.



**Reindeer hide**

Natural reindeer hides. Country of origin - Finland. Size of the reindeer hide: 120-130 cm length.



**Drawer**

Drawer should be placed under the benches. Is suitable for all grill cabins and pavilions that have benches. Size of a drawer: 56 x 37 x 24 cm.



**Table and benches set**

1 m long table and benches set for Grill cabin 25 m².



**Wooden Dish Flatware**

"Basic"; "Optimal" and "Luxury" flatware sets options. These sets consists of: oak wood plates; natural antler handle spoons, knives and forks; elm wood bowls, cutting board.



**Grill table safety fence  
8-corners**

Grill table safety fence for 8-corner grills. A solid steel fence provides better grill table protection from fire sparks. Suits only for standard grill.



**Flower pot**

Fits all grill cabins and garden pavilions. Flower pot should be placed under the windows. Size of the pot: 107 x 21 x 16 cm.



**Grill cover**

Grill cover is made from spruce. It covers grill so that you can use grill place as a table. Suits only for standard grill.



**Shelf for 6- corners cabins  
Shelf for 8- corners cabins**

Corner shelves is a great place to keep your things. Size: 49 x 19 cm. Size: 74 x 30 cm.



**Curtains for grill cabins  
and pavilions**

100 % cotton curtains for grill cabins. 100% linen or cotton curtains for pavilions.



**Standard grill and chimney KIT**

Standard grill has the cooking platforms, a table around it and adjustable chimney. Both grill and chimney are made from cold rolled steel. All surfaces are painted using a powder coating, which withstand 200°C(not direct flames). Total height of the chimney is 220 or 265 cm. Grill height till table is 70 cm.



**“Viking” grill and chimney KIT**

“Luxury” grill has the cooking platforms, a premium quality table around it and adjustable chimney. All surfaces are painted using a powder coating, which withstand 550°C(not direct flames). Total height of the chimney is 206 cm. Grill height till table is 62 cm.



**“Luxury” grill and chimney KIT**

“Luxury” grill has the cooking platforms, a premium quality table around it and adjustable chimney. All surfaces are painted using a powder coating, which withstand 400°C(not direct flames). Total height of the chimney is 250 cm. Grill height till table is 75 cm.



**“Premium” grill and chimney KIT**

“Premium” grill has the cooking platforms, a premium quality table around it and adjustable chimney. Both grill and chimney are made from cold rolled steel. All surfaces are painted using a powder coating, which withstand 200°C(not direct flames). Total height of the chimney is 220 or 265 cm. Grill height till table is 70 cm.



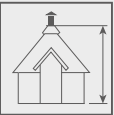
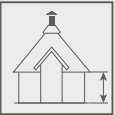
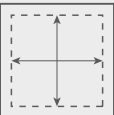
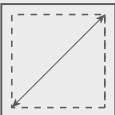

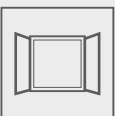
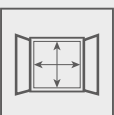
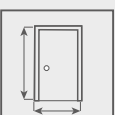



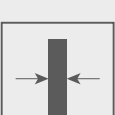


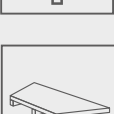




Saunas

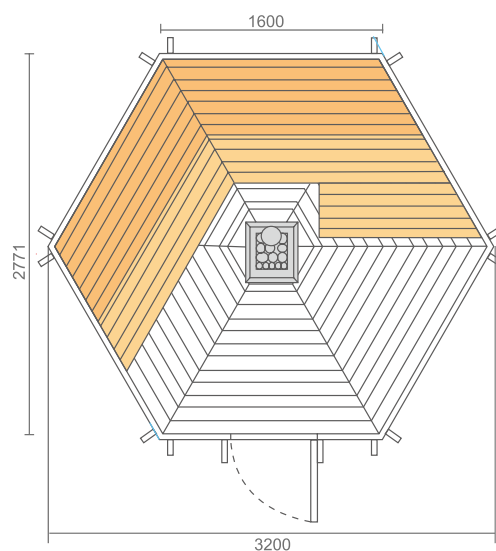


# Sauna cabin (m<sup>2</sup>) 7

|   |                  |   |                                  |
|---|------------------|---|----------------------------------|
|    | 3500 mm          |    | 1415 mm                          |
|    | 7 m <sup>2</sup> |    | 3200 mm                          |
|    | 2                |    | 2                                |
|    | 670 x 380 mm     |    | 780 x 1760 mm                    |
|    | 5-7              |    | 1300 kg                          |
|   | 6-corner         |   | 45 mm                            |
|  | Spruce           |  | Not assembled<br>3 x 1.2 x 2.5 m |
|  | 4                |   |                                  |


## Standard set:

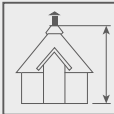
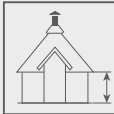
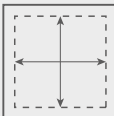
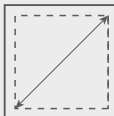

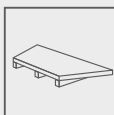
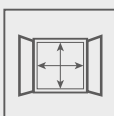
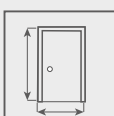



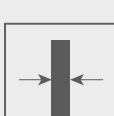


- Wall, floor, roof panels;
- Insulated roof panels;
- Roof covered with bitumen shingles of your selected color;
- Double glass windows;
- Doors with a lock and a window;
- Sauna benches;
- Heat-resistant plates for the heater;
- Safety fence for the heater.





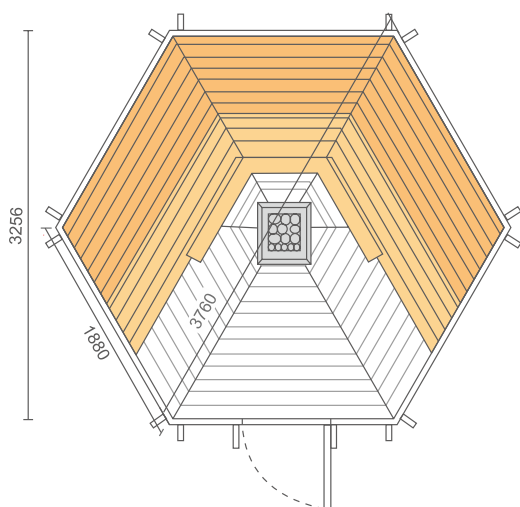
## Sauna cabin (m<sup>2</sup>) 9.2



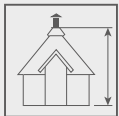
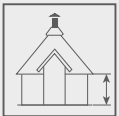
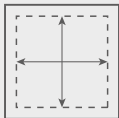
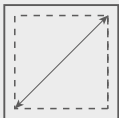
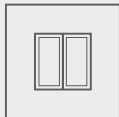

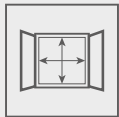
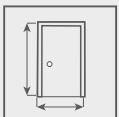


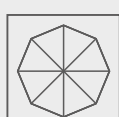
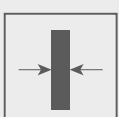

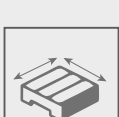
|   |                    |   |   |
|---|--------------------|---|---|
|    | 3500 mm            |    | 1410 mm   |
|    | 9.2 m <sup>2</sup> |    | 3760 mm   |
|    | 2                  |    | 6   |
|    | 590 x 510 mm       |    | 780 x 1760 mm   |
|    | 6-8                |    | 1400 kg   |
|   | 6-corner           |   | 45 mm   |
|  | Spruce             |  | Not assembled<br>2.4 x 1.2 x 2.5 m<br>2.4 x 1.2 x 2.5 m |

### Standard set:

- Wall, floor, roof panels;
- Insulated roof panels;
- Roof covered with bitumen shingles of your selected color;
- Hexagon double glass windows;
- Doors with a lock and a hexagon window;
- Sauna benches;
- Heat-resistant plates for the heater;
- Safety fence for the heater.

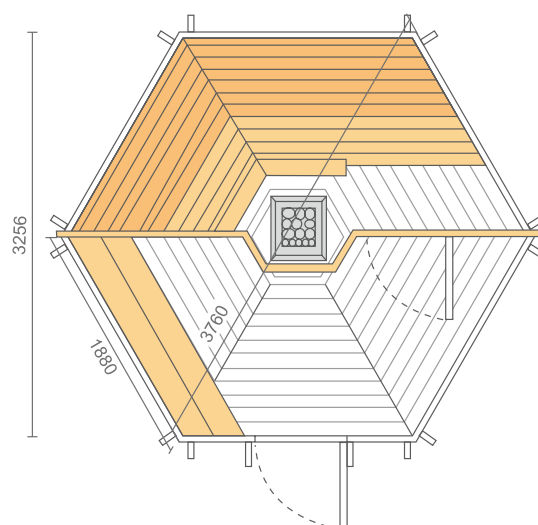


## Sauna cabin with 9.2 a changing room (m<sup>2</sup>)

|   |                    |   |   |
|---|--------------------|---|---|
|    | 3500 mm            |    | 1410 mm   |
|    | 9.2 m <sup>2</sup> |    | 3760 mm   |
|    | 2                  |    | 4+1   |
|    | 590 x 510 mm       |    | 780 x 1760 mm   |
|    | 5-7                |    | 1450 kg   |
|   | 6-corner           |   | 45 mm   |
|  | Spruce             |  | Not assembled<br>2.4 x 1.2 x 2.5 m<br>2.5 x 1.2 x 2.1 m |

### Standard set:

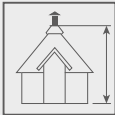
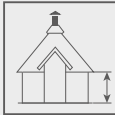
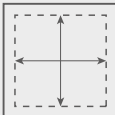
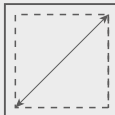

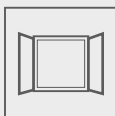
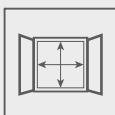
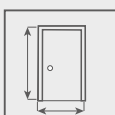



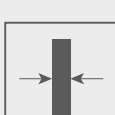


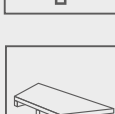
- Wall, floor, roof panels;
- Insulated roof panels over the sauna room;
- Roof covered with bitumen shingles of your selected color;
- Hexagon double glass windows;
- Doors with a lock and a hexagon window;
- Two rooms inside: a sauna room and a changing room;
- Inside glass doors between a sauna room and a changing room;
- Changing room bench;
- Sauna benches;
- Heat-resistant plates for the heater;
- Safety fence for the heater.





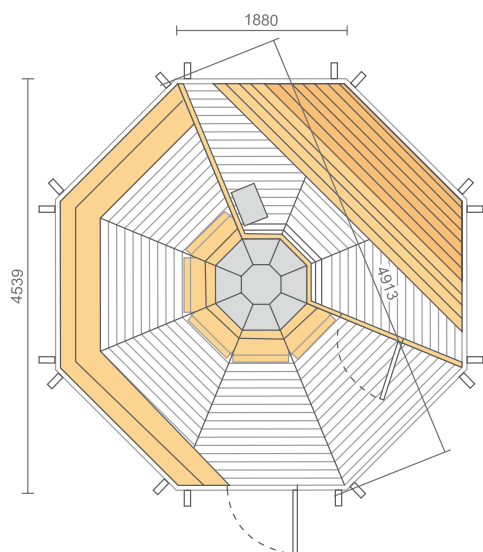
## Sauna cabin (m<sup>2</sup>) 16.5



|   |                     |   |   |
|---|---------------------|---|---|
|    | 4000 mm             |    | 1410 mm   |
|    | 16.5 m <sup>2</sup> |    | 4913 mm   |
|    | 3                   |    | 1   |
|    | 870 x 910 mm        |    | 780 x 1760 mm   |
|    | 10-15               |    | 2200 kg   |
|   | 8-corner            |   | 45 mm   |
|  | Spruce              |  | Not assembled<br>3.5 x 1.2 x 2.55 m<br>2.5 x 1.2 x 2.55 m |
|  | 3 + 2               |   |   |

### Standard set:

- Wall, floor, roof panels;
- Insulated roof panels over the sauna room;
- Roof covered with bitumen shingles of your selected color;
- Double glass windows and doors with a lock and a hexagon window;
- Inside glass doors between a sauna room and a changing room;
- Inside grill with the cooking platforms and a tables around the grill;
- Adjustable chimney;
- Changing room and sauna benches;
- Heat-resistant plates for the heater and grill.

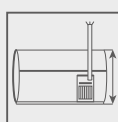


# Sauna barrel (m)

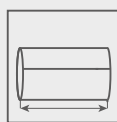
2

2.5

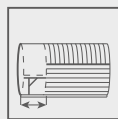
3



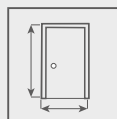
1900 mm  
1900 mm  
2200 mm



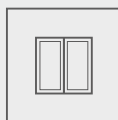
2000 mm  
2500 mm  
3000 mm



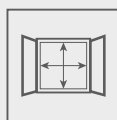
600 mm



690 x 1600 mm



2



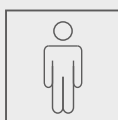
185 x  
630 mm



Spruce



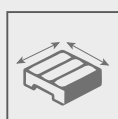
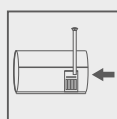
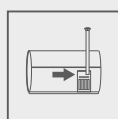
Thermo wood



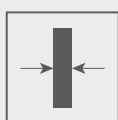
4-6



500 - 800 kg



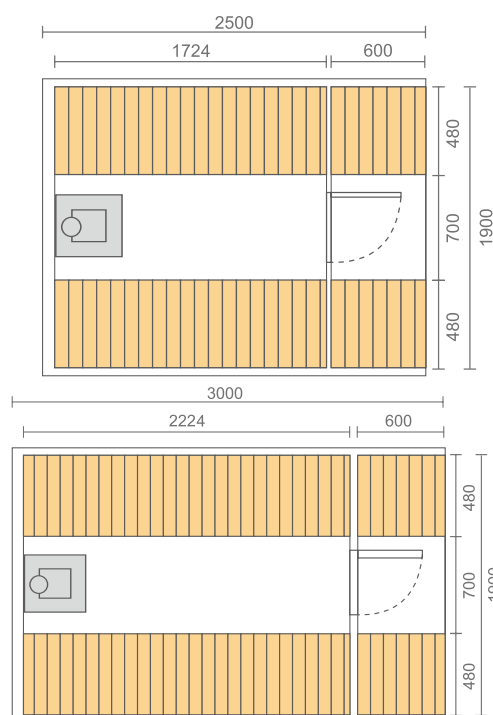
Not assembled  
2 x 1.2 x 1.3 m; 2.5 x 1.2 x 1.3 m;  
3 x 1.2 x 1.3 m  
Assembled  
2.06 x 2.03 x 2.09 m; 2.56 x 2.03 x 2.09 m;  
3.06 x 2.32 x 2.4 m



38 mm

## Standard set:

- Sauna barrel with or without a terrace;
- Roof covered with bitumen shingles of your selected color;
- Stainless steel tightening bands;
- Tempered glass windows in the back wall (brown);
- Doors with a lock and a tempered glass window;
- Sauna benches;
- Heat-resistant plates for the heater.

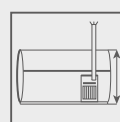
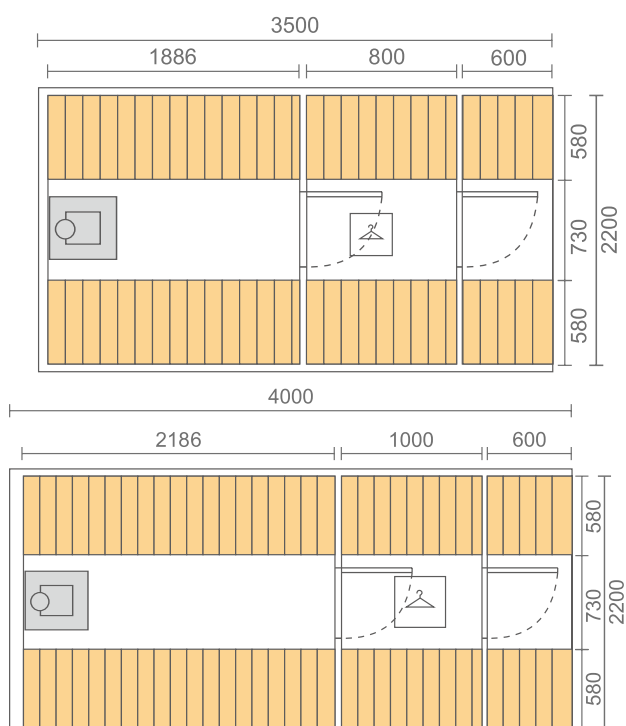
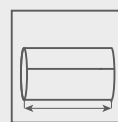
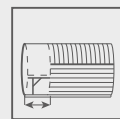




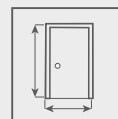
# Sauna barrel with a changing room (m)

3.5

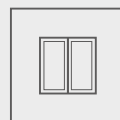
4

1900 mm  
2200 mm3500 mm  
4000 mm

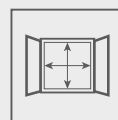
600 mm



690 x 1800 mm



2

185 x  
630 mm

Spruce



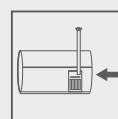
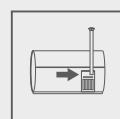
Thermo wood



6-8



700 - 1100 kg

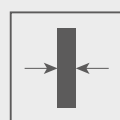


Not assembled

3.5 x 1.2 x 1.4 m; 4 x 1.2 x 1.3 m

Assembled

3.56 x 2.32 x 2.4 m; 4.06 x 2.32 x 2.4 m



38 mm

## Standard set:

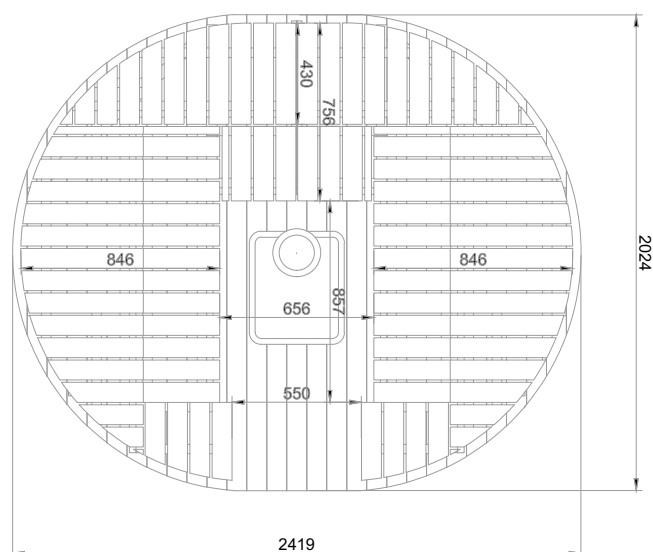
- Sauna barrel with or without a terrace;
- Roof covered with bitumen shingles of your selected color;
- Stainless steel tightening bands;
- Tempered glass windows in the back wall (brown) and doors with a lock and a tempered glass window;
- Sauna and changing room benches;
- Glass doors between sauna and changing room;
- Heat-resistant plates for the heater.

## Vertical sauna

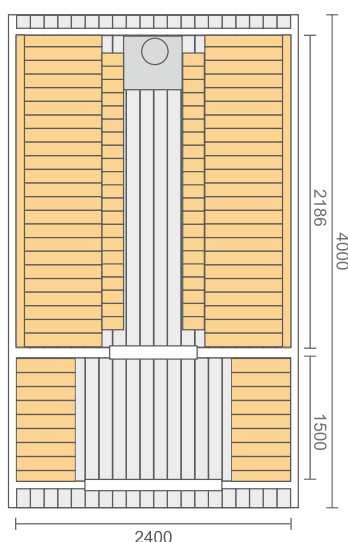
|  |   |  |  |
|--|---|--|--|
|  | 3000 mm   |  | 2300 mm  |
|  | 9.3 m <sup>2</sup>                              |  | 2450 mm  |
|  | 6   |  | 200 x 850 mm<br>200 x 525,5 mm<br>200 x 200 mm |
|  | Spruce  |  | 690 x<br>1800 mm                               |
|  | 4 - 6   |  | 1100 kg  |
|  | Oval  |  | 38 mm  |
|  | Assembled<br>2.6 x 2.4 x 2.5 m<br>2 x 1.2 x 2 m |  |  |

### Standard set:

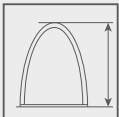

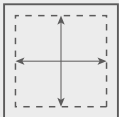
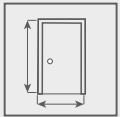
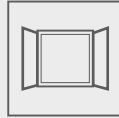
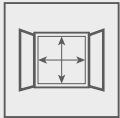
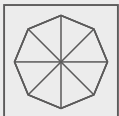



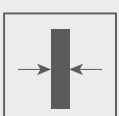
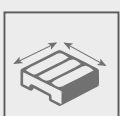
- Oval shape sauna;
- Roof with bitumen shingles of your selected color;
- Stainless steel tightening bands;
- 6 tempered glass windows;
- Doors with a lock and a tempered glass window;
- Sauna benches;
- Heat-resistant plates for a heater/stove;
- Safety fence for the heater/stove.







## Sauna pod

|  |                    |  |  |
|--|--------------------|--|--|
|   | 2600 mm            |   | 4000 mm  |
|   | 9.6 m <sup>2</sup> |   | 1020 x 1900 mm   |
|   | 2                  |   | 220 x 660 mm   |
|   | Pod                |   | Spruce   |
|   | 2 - 4              |   | 1700 kg  |
|  | 38 mm              |  | Not assembled<br>4 x 1.2 x 2.6 m<br>Assembled<br>4 x 2.4 x 2.5 m |

### Standard set:

- Pod made from spruce;
- Roof covered with bitumen shingles of your selected color;
- Two rooms inside: a sauna room and a changing room;
- Tempered glass windows in the back wall;
- Double doors with a lock and the double glass windows;
- Inside glass doors between a sauna room and a changing room;
- Sauna benches;
- Changing room benches;
- Heat-resistant plates for the heater.

## Accessories



### 22 liters water tank for wood burning heaters

The water tank (22 l) is mounted directly above the heater. The water heats up quickly because the pipe going through the tank functions as a wall of the water tank.



### Safety fence for wood burning heaters

Safety fence is made from aspen or alder wood. It's made to keep a proper safe distance from hot wood burning heaters.



### Safety fence for electric heaters

Safety fence is made from aspen or alder wood. It's to keep a proper safe distance from hot electric heaters.



### Head rest

The elegantly designed head rest is a beautiful touch for your sauna. As well it is a comfortable accessory.



### Back rest

Back rest helps to sit more comfortably in the sauna. It's made from alder or aspen wood.



### Thermometer-hydrometer

Thermometer - hydrometer helps you to keep an eye on both the sauna temperature and air humidity.



### Wooden bucket for the water (with plastic, 4 liters)

Our wooden buckets are of high-quality. The plastic inner part prolongs a life of the product and makes the cleaning easy.



### Wooden ladle

Wooden ladle is great for sprinkling water on the stones to create a sauna steam.



### Sauna light

Protection level IP44. Bulb E14 (max. 40 W) is not included in the delivery.



### Sauna light cover

Beautiful wooden sauna light cover of size 24.5 x 38 cm.






### Clothes hanger

An excellent solution for hanging towels in the changing room. It is made from durable wood and is wall-mounted.

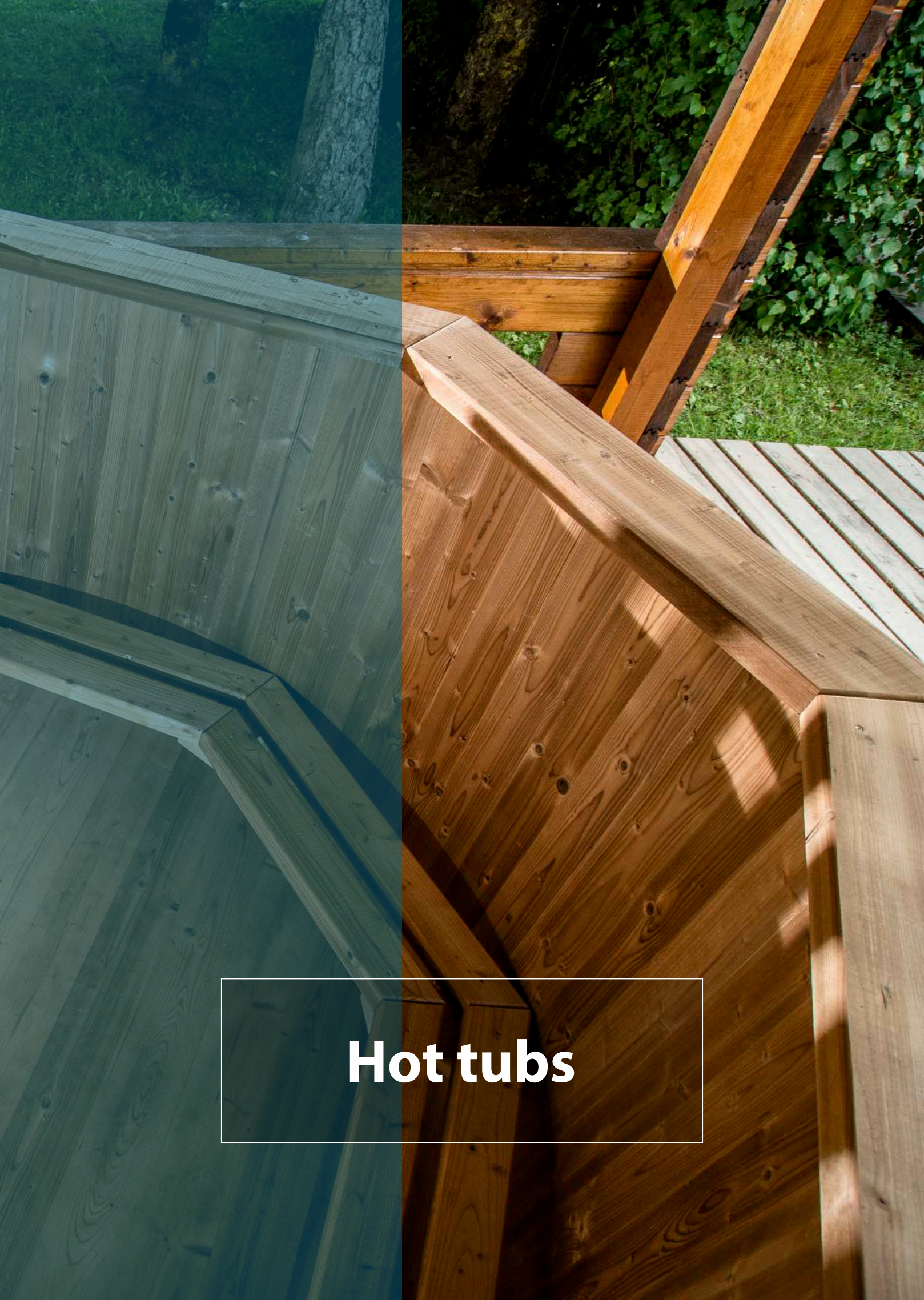


# Heaters for saunas

|                      |   |  |  |   |   |   |
|----------------------|---|--|--|---|---|---|
| Harvia Vega BC80     |    |   |    |    |    |    |
| Harvia Vega BC90     |   |   |  |   |   |   |
| Harvia Vega BC60     |   |   |  |   |   |   |
| Harvia Club 13.5     |    |   |    |    |    |    |
| Harvia M3            |    |   |    |    |    |    |
| Harvia Pro 20        |   |    |   |   |   |   |
| Harvia M3 SL         |  |   |  |  |  |  |
| Harvia SL20          |  |   |  |  |  |  |
| Standard chimney KIT |  | A Standard chimney KIT is CE marked (under 1856-1 EN European Standardization Certificate). It is made from stainless steel.<br>Standard chimney can withstand 450 degrees gas. It's outer diameters is 20 cm, and inner diameter is 11.5 cm.                                      |  |   |   |   |
| „Luxury“ chimney KIT |  | A Luxury chimney KIT is CE marked (under 1856-1 EN European Standardization Certificate). It is made from shiny stainless steel. It either use AISI 316 and/or AISI 304 as standards and insulation. Its outer diameters is 17 cm, and inner diameter is 11.5 cm.                  |  |   |   |   |
| „Harvia“ chimney KIT |  | A „Harvia“ chimney KIT is CE marked (under 1856-1 EN European Standardization Certificate). It is made from stainless steel.<br>It is intended for removal offlue gas in solid fuel run heating appliances. Harvia Steel Chimney can have a total length of 5.0 metres at maximum. |  |   |   |   |





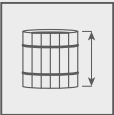
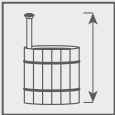



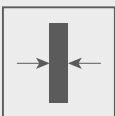




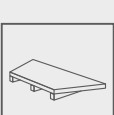


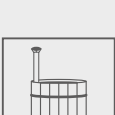
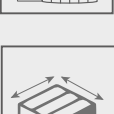


**Hot tubs**



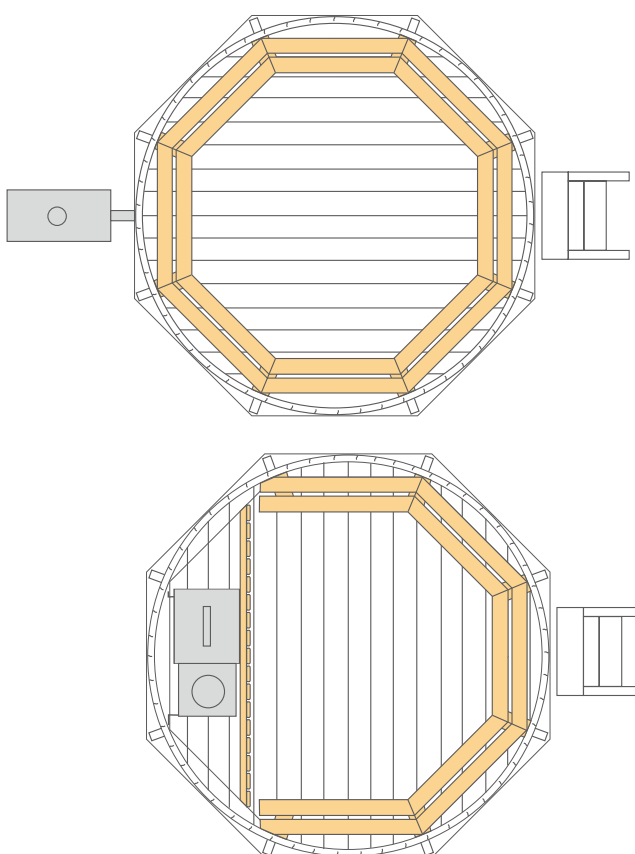
# Hot tubs

Wooden

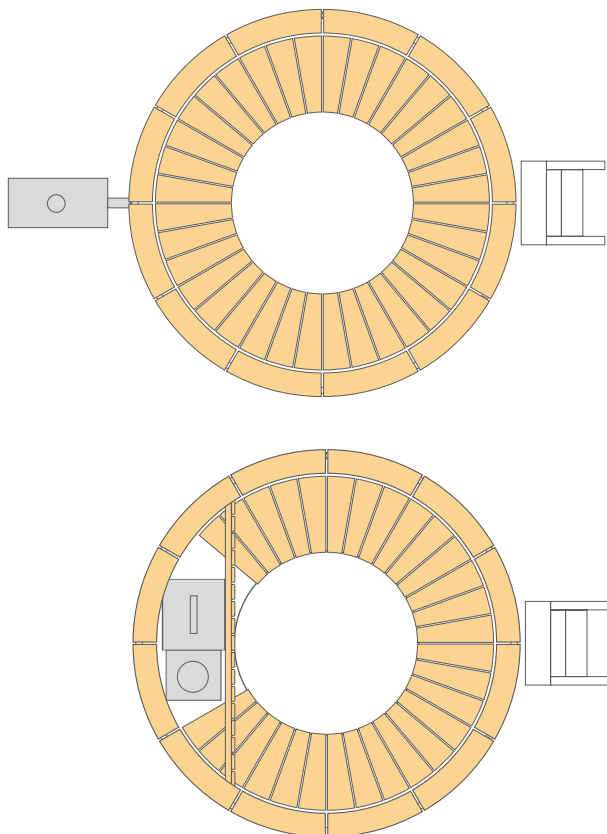
|   |   |   |              |
|---|---|---|--------------|
|    | 1050 mm   |    | 2390 mm      |
|    | 1.5 m<br>1.9 m<br>2.2 m   |    | Round        |
|    | 1600 l<br>2550 l<br>3420 l  |    | 38 mm        |
|    | Spruce  |    | Thermo wood  |
|    | 5 - 10  |    | 170 - 300 kg |
|   | 5 or 8  |   |              |
|  |   |  |              |
|  | Not assembled<br>2.2 x 1.2 x 0.63 m; 2 x 1.2 x 0.6 m<br>Assembled<br>1.7 x 1.2 x 1.9 m; 2.1 x 1.2 x 2.2 m;<br>2.3 x 1.2 x 2.4 m |   |              |

## Standard set:

- Wooden hot tub;
- Stainless steel tightening bands;
- Stainless steel heater with a chimney (internal or external);
- Wooden inside benches;
- Safety fence for the hot tubs with the internal heaters;
- Outlet valve for water;
- Stairs.

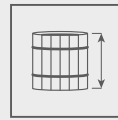




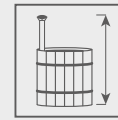


Hot tubs Polypropylene

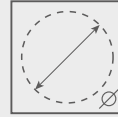
## Polypropylene



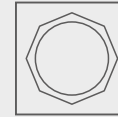
950 mm



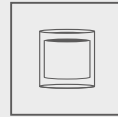
2390 mm



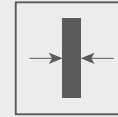
1.5 m  
1.9 m  
2.2 m



Round




1600 |  
2550 |  
3420 |



12 + 8 mm



Spruce



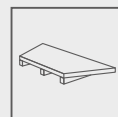
Thermo wood



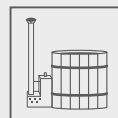
5 - 10



200 - 250 kg



5 or 8



Assembled  
1.6 x 1.2 x 1.8 m; 2 x 1.2 x 2.1 m;  
2.3 x 1.2 x 2.4 m

Standard set:

- Wooden hot tub with inside polypropylene frame;
- Stainless steel tightening bands;
- Stainless steel heater with a chimney (internal or external);
- Wooden inside benches;
- Safety fence for the hot tubs with the internal heaters;
- Outlet valve for water;
- Stairs.

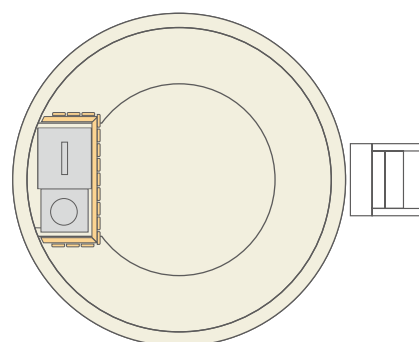
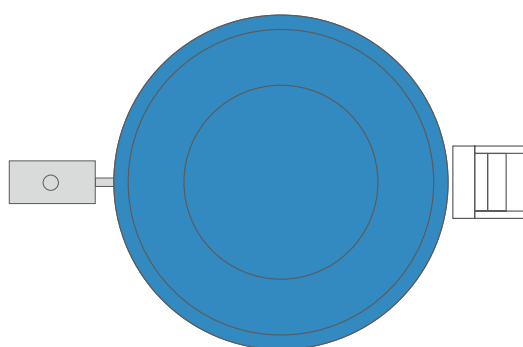
## Hot tubs

Fiberglass

|  |         |  |                               |
|--|---------|--|-------------------------------|
|  | 1000 mm |  | 2390 mm                       |
|  | 1.8 m   |  | Round                         |
|  | 1600 l  |  | 12 mm                         |
|  | Spruce  |  |                               |
|  | 5-8     |  | 230 kg                        |
|  |         |  |                               |
|  | 1       |  | Assembled<br>2.1 x 2.1 x 1.25 |

## Standard set:

- Fiberglass frame hot tub with wooden finishing from the outside;
- Stainless steel heater with a chimney (internal or external);
- Fiberglass inside benches;
- Safety fence for the hot tubs with the internal heaters;
- Outlet valve for water;
- Stairs.

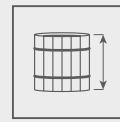




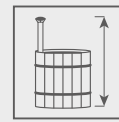


## Hot tub "Relax"

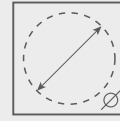
Fiberglass



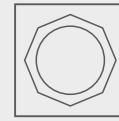
950 mm



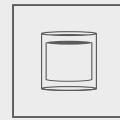
2385 mm



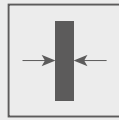
1.8 m



Round



1400 l



38 mm



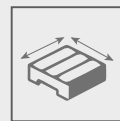
Spruce



150 - 115 kg



4 - 6



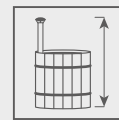
Assembled  
2.1 x 2.1 x 1.25 m.

## Hot tub with integrated heater

Fiberglass



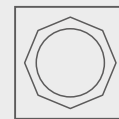
950 mm



2385 mm



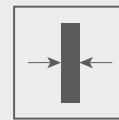
1.8 m



Round



1300 l



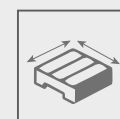
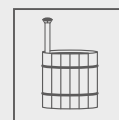
12 mm



Spruce



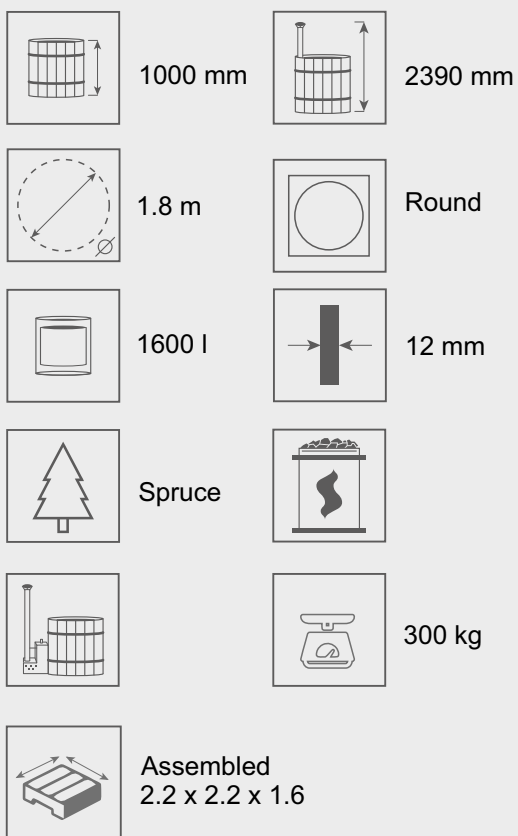
210 kg



Assembled  
2.1 x 2.1 x 1.25 m.

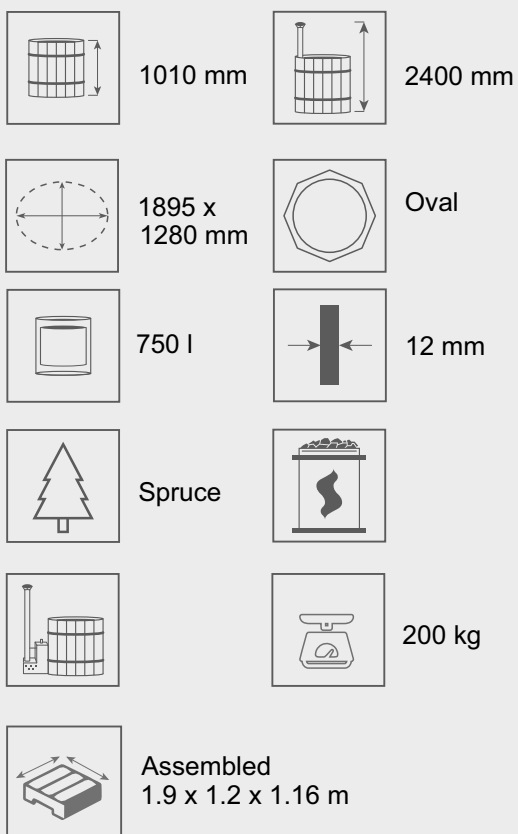
## Square Hot tub

Fiberglass



## Ofuro tub

Fiberglass

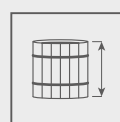
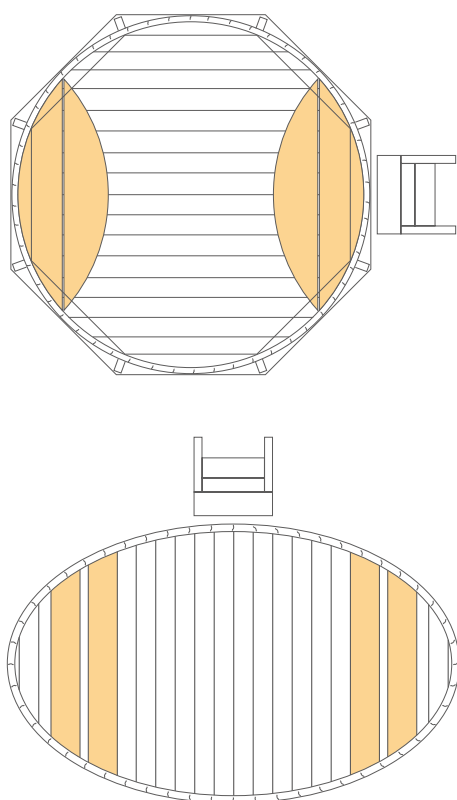




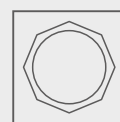
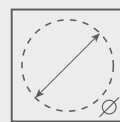
## Cold tubs

Oval

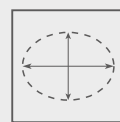
Round



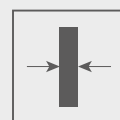
1000 mm

Round  
Oval

1.2 m



1500 x 850 mm

1600 l  
2550 l

38 mm



Spruce



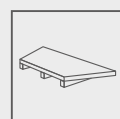
Thermo wood



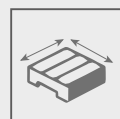
1 - 2



150 - 115 kg



2



Not assembled  
1.1 x 1.4 x 0.6 m;  
1.1 x 1.6 x 0.6 m  
Assembled  
1.4 x 1.4 x 1.25 m;  
1.1 x 1.6 x 0.95 m

## Standard set:

- Wooden cold tub;
- Stainless steel tightening bands;
- Wooden benches inside;
- Outlet valve for water;
- Stairs.

# Accessories



### Inside heater

A stainless steel (304) heater which has five culverts for the water circulation. Two chimney tubes and a roof.

Power is 12-14 KW. Standard heater is suitable for 1.5 m and 1.9 m diameter hot tubs. Large heater is suitable for 2.2 m diameter hot tubs.



### Standard external wood burning heater

External wood burning heater. Power is 16 KW. An external heater will help you to save a space in the tub for at least two persons.



### External wood burning hot tub heater with a glass.

Very powerful external wood burning heater for a hot tub. Power is 18 KW. Heater has the glass in the door, so it looks like a small fireplace. Partition before a chimney increases heater's performance.



### Metal safety fence for a hot tub chimney

Safety fence is made from stainless steel. It makes a proper distance from hot wood burning heater chimney.



### Wooden safety fence for a hot tub chimney

Safety fence is made from spruce wood. It makes a proper distance from hot wood burning heater chimney.



### Tent cover

Tent cover for the hot and cold tubs helps to keep the water clean for a longer time.



### Wooden cover

Wooden cover for a tubs helps to keep the water clean for a longer time. 1.5 m diameter cover consists of 2 parts; 1.9 m and 2.2 m diameter covers consist of 3 parts; cold tubs cover - of 1 part.



### Fiber glass cover for 1.8 m fiber glass hot tub

Fiber glass cover for 1.8 m fiber glass hot tub. Fiber glass cover designed for a fiber glass hot tub helps to keep the water clean for a longer time. Available colors: cream (RAL9001) and blue (RAL5012).



### Bottle holder

Bottle holder made from spruce for 5 bottles.



### Paddle made from spruce

A paddle to stir water. Length of the handle – 177 cm, width – 5 cm; width of the shoulder – 14 cm; thickness – 2.5 cm.



### Scoop and poker

A scoop and a poker with the wooden handles for the cleaning and maintenance of the hot tub heater. It's 82 cm length.



### Led Light

LED waterproof light with an automatic color change. The light is powered with 4 x AAA batteries (not included). Size: 11 x 4.5 cm.



### Stairs "2 steps" for hot tubs

Wooden stairs made from spruce. Height – 55 cm; width – 55 cm.



### Stairs "3 steps" for hot tubs

Wooden stairs made from spruce. Height – 65 cm; width – 50 cm.

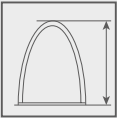
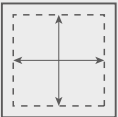
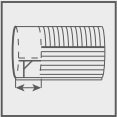
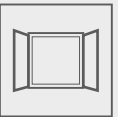
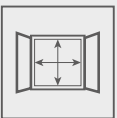
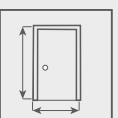

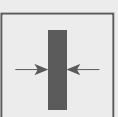
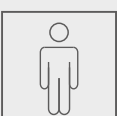






**Camping  
products**



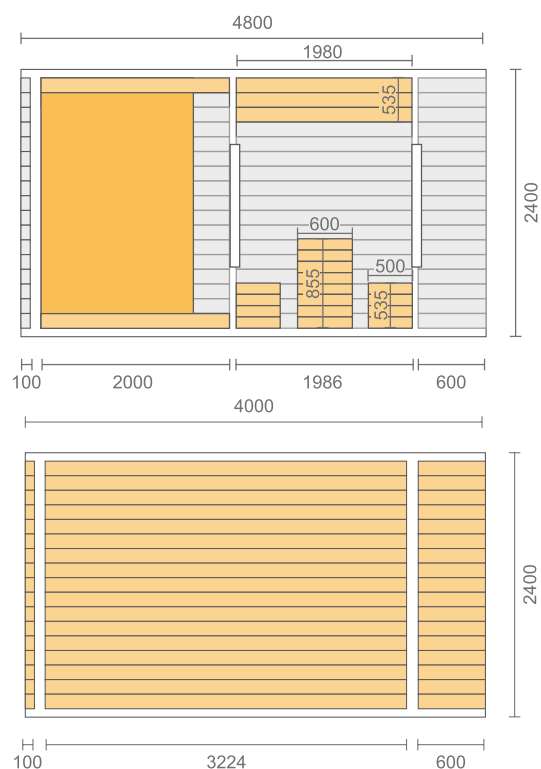
## Camping pods (m) 4 4.8

|  |  |   |                    |
|--|--|---|--------------------|
|   | 2600 mm  |  | 7.5 m²<br>9.3 m²   |
|   | 600 mm   |  | 1                  |
|   | 715 x<br>675 mm  |  | 1020 x<br>1900 mm  |
|   | Spruce   |  | 38 mm              |
|   | 2 - 4  |  | 1300 kg<br>1600 kg |
|  | Not assembled<br>4 x 1.2 x 2.6 m; 4.8 x 1.2 x 2.6 m<br>Assembled<br>4 x 2.4 x 2.6 m; 5 x 2.4 x 2.6 m |   |                    |



## Standard set:

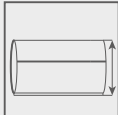
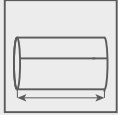
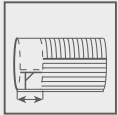
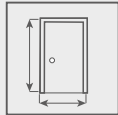
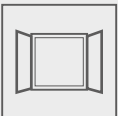
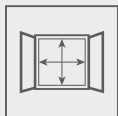



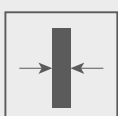

- Pod made from spruce;
- Roof covered with bitumen shingles of your selected color;
- Opening window in the back wall;
- Double doors with a lock and the double glass windows;
- Camping Pod 4 m has one large room inside.





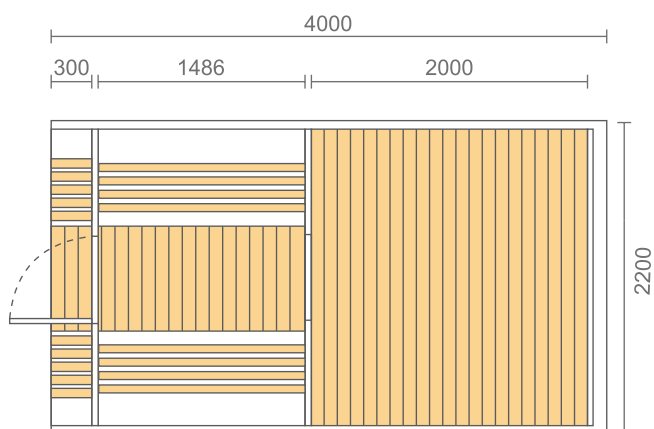
## Barrel for sleeping 4



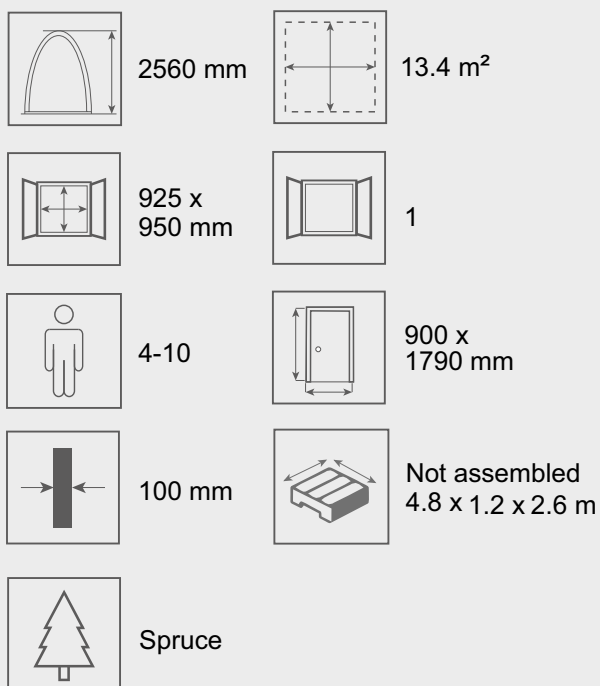
|  |   |   |               |
|--|---|---|---------------|
|   | 2400 mm   |  | 4000 mm       |
|   | 300 mm  |  | 690 x 1800 mm |
|   | 1   |  | 715 x 675 mm  |
|   | Spruce  |  | 1000 kg       |
|   | 2 - 4   |  | 38 mm         |
|  | Not assembled<br>4 x 1.2 x 2.5 m<br>Assembled<br>4 x 2.35 x 2.5 m |   |               |

### Standard set:

- Barrel made from spruce;
- Roof covered with bitumen shingles of your selected color;
- Stainless steel tightening bands;
- Opening window in the back wall;
- Doors with a lock and a hexagon window;
- Two rooms inside: a sleeping room and a sitting room;
- Sitting room with a sliding table, two benches and back rests which can be transformed to additional bed;
- Sleeping room with a sleeping space: 2 x 2 m;
- Small benches at the entrance.




## Insulated camping pod

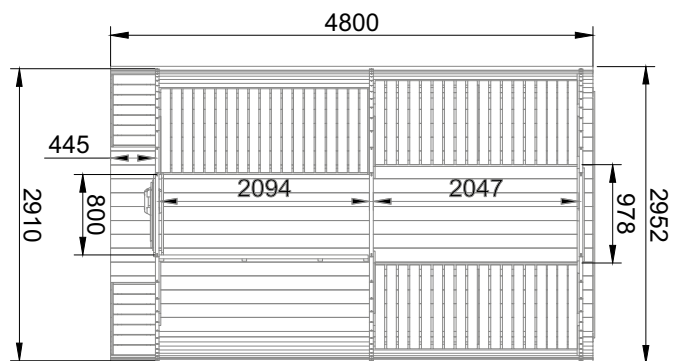


### Standard set:

- Pod made from spruce with insulated walls;
- Roof covered with bitumen shingles of your selected color;
- Opening window in the back wall;
- Double doors with a lock and the double glass windows;
- Two rooms inside.







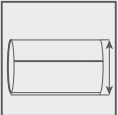
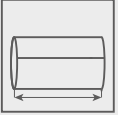
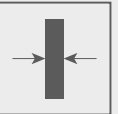
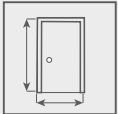
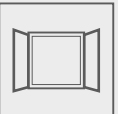
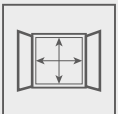




## Barrel „Ice Viking“

|  |                                    |  |                    |
|--|------------------------------------|--|--------------------|
|  | 2500 mm                            |  | 9.5 m <sup>2</sup> |
|  | 1                                  |  | Spruce             |
|  | 830 x 756 mm                       |  | 1                  |
|  | 4-10                               |  | 700 x 1725 mm      |
|  | 38 mm                              |  | 1880 kg            |
|  | Not assembled<br>4.8 x 1.2 x 1.5 m |  |                    |

### Standard set:

- Barrel made from spruce;
- Roof covered with bitumen shingles of your selected color;
- Stainless steel tightening bands;
- One opening window in the back wall;
- Doors with a lock and a window;
- Two rooms inside: a sleeping room and a sitting room;
- Available to make sleeping space at sitting room;
- Sleeping room with a sleeping space: 2 x 2,3 m;
- Small benches at the entrance.

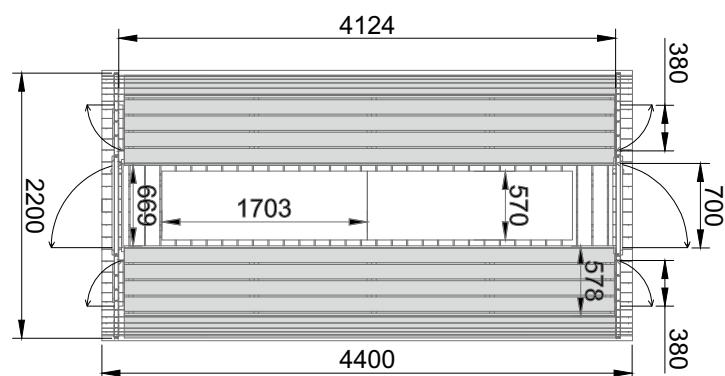
## Community Barrel 4.4

|   |         |   |  |
|---|---------|---|--|
|  | 2370 mm |  | 4400 mm  |
|  | 38 mm   |  | 700 x 1810 mm  |
|  | 4       |  | 380 x 680 mm   |
|  | Spruce  |  | 1200 kg  |
|  | 12 - 15 |  | Not assembled<br>4.4 x 1.2 x 1.2 m<br>Assembled<br>4.4 x 2.2 x 2.4 m |



### Standard set:

- Barrel made from spruce;
- Roof covered with bitumen shingles of your selected color;
- Stainless steel tightening bands;
- Four opening windows;
- Doors with a lock and a big window;
- One room inside with two benches and two big tables (from laminated plywood);







**Children line**

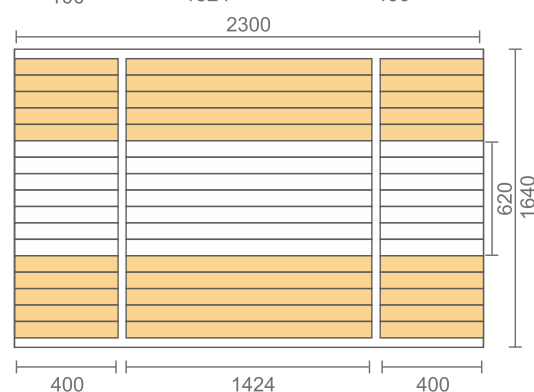
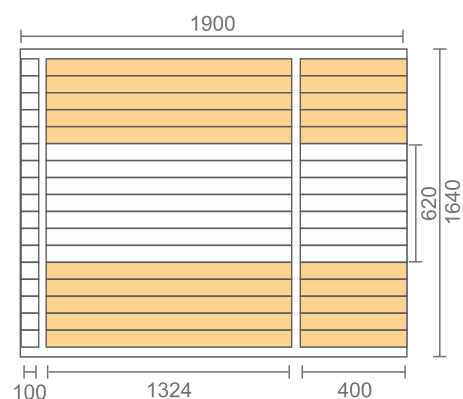
# Playground Barrels 1.9 2.3

|  |   |  |   |
|--|---|--|---|
|  | 1.6 m   |  | 1.9 m<br>2.3 m                            |
|  | 400 mm  |  | 2.54 m <sup>2</sup><br>2.7 m <sup>2</sup> |
|  | Spruce  |  | 400 kg                                    |
|  | 4 - 6   |  | 38 mm                                     |
|  | Not assembled<br>1.1 x 1.2 x 1.9 m<br>Assembled<br>2 x 1.8 x 1.8 m<br>2.4 x 1.8 x 1.8 m |  |   |



## Standard set:

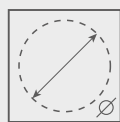
- Barrel made from spruce;
- Roof covered with bitumen shingles of your selected color;
- Opening window in the back wall;
- Inside benches;
- 37 cm long benches at the entrance.







## Sandbox



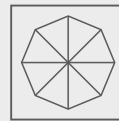
1.6 m



Spruce



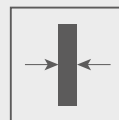
60 kg



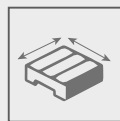
8-corner



4 - 6



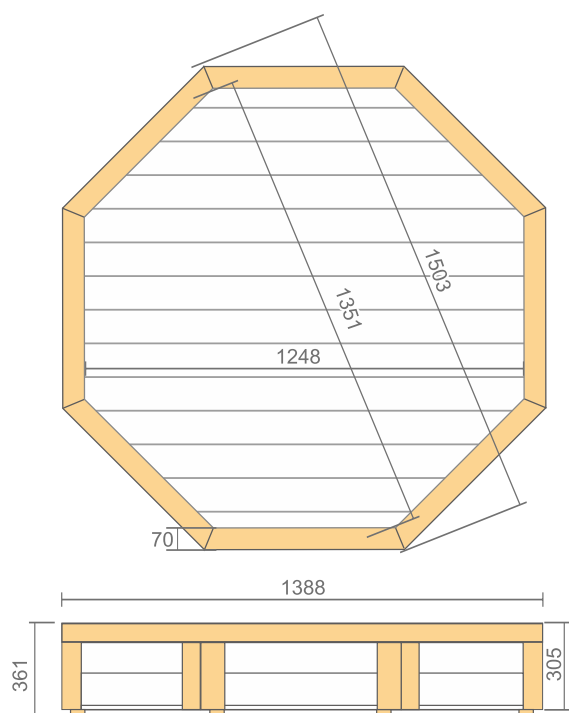
45 mm




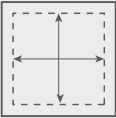
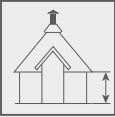
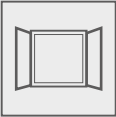
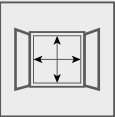
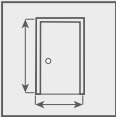

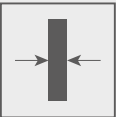


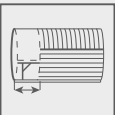

Not assembled  
1.4 x 0.35 x 0.4  
Assembled  
1.4 x 0.6 x 1.6 m

### Standard set:

- Sandbox made from spruce;
- Solid floor.

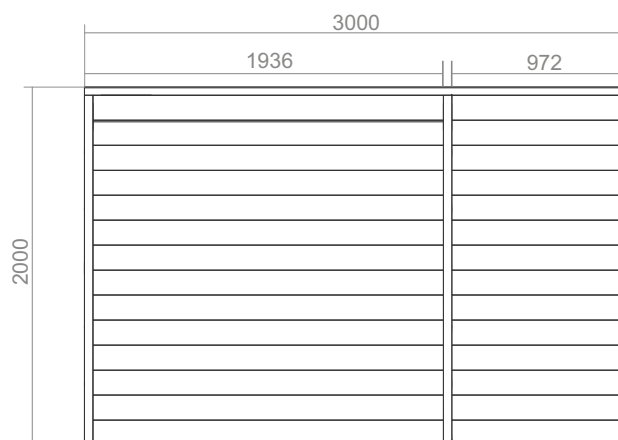


# Child cabin

|  |         |  |   |
|--|---------|--|---|
|   | 2118 mm |   | 6 m <sup>2</sup>  |
|   | 1611 mm |   | 3   |
|   | 615x520 |   | 770x1170  |
|   | Spruce  |   | 45 mm   |
|   | 300 kg  |   | 4 - 6   |
|  | 972 mm  |  | Not assembled<br>3 x 2 x 0.7<br>Assembled<br>3.15 x 2.25 x 2.27 m |

## Standard set:

- Cabin made from spruce;
- Roof covered with bitumen shingles of your selected color;
- 3 opening shutters;
- Double doors;
- Terrace.





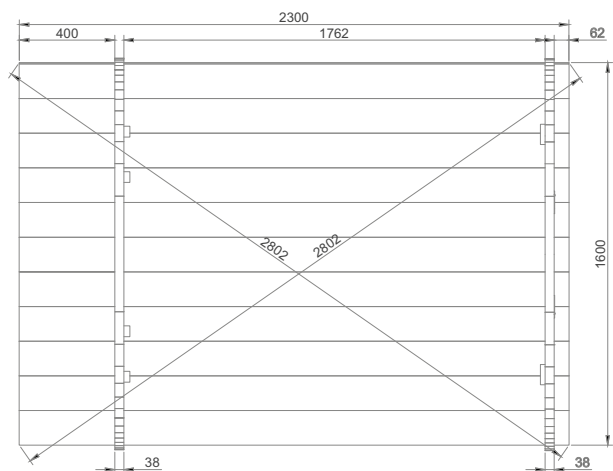
# Camping pod for Children



|  |  |  |                  |
|--|--|--|------------------|
|  | 1853 mm  |  | 3 m <sup>2</sup> |
|  | 1  |  | 1                |
|  | 500 x 500  |  | 1240 x 600       |
|  | Spruce   |  | 45 mm            |
|  | 300 kg   |  | 4 - 5            |
|  | Not assembled<br>1.2 x 2.2 x 2.4<br>Assembled<br>2.3 x 1.7 x 1.8 m |  |                  |

## Standard set:

- Pod made from spruce wood;
- Roof covered with bitumen shingles;
- Opening shutter in the back wall.





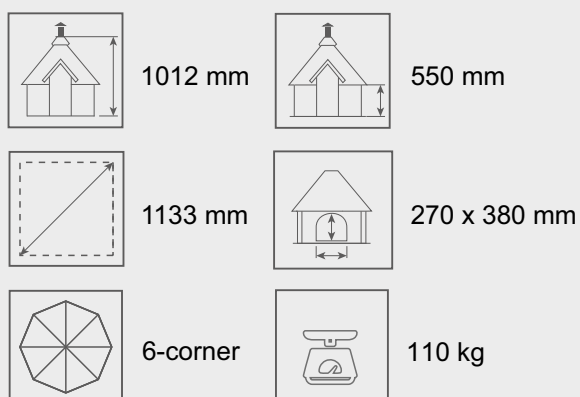




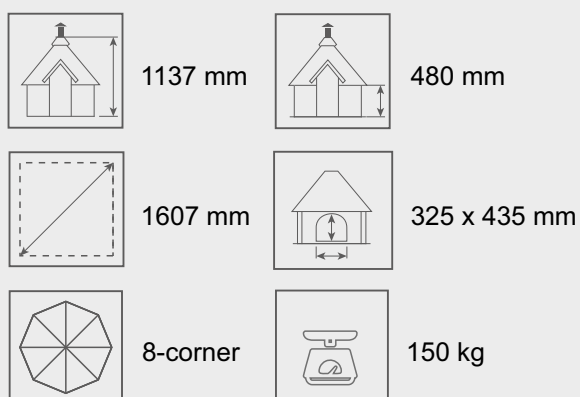
**Other  
products**



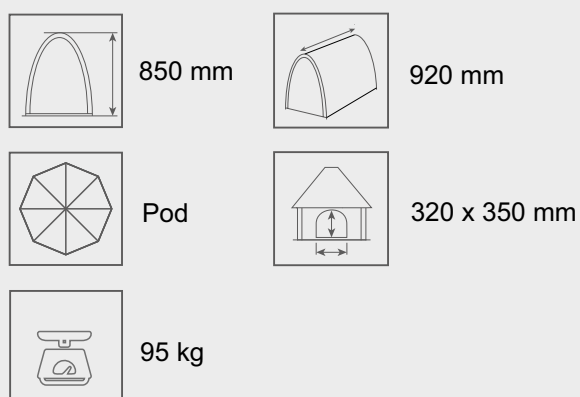
## Doghouse 6-corner



## Doghouse 8-corner



## Doghouse Pod



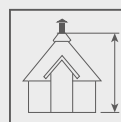
### Dog houses standard set:

- Doghouse made from spruce wood;
- Floor and wall panels made from a spruce wood;
- Roof covered with bitumen shingles of your selected color.

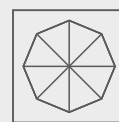




## Doghouse Barrel



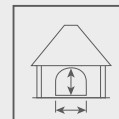
850 mm



Round

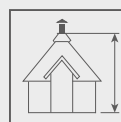


50 kg

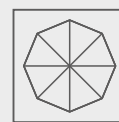


300 x 350 mm

## Doghouse Log Cabin



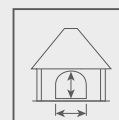
850 mm



4-corner



110 kg

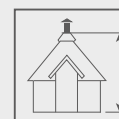


350 x 350 mm

## Shower



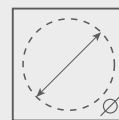
1



2900 mm



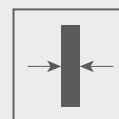
150 kg



1200 mm



Spruce



38 mm

### Standard set:

- Shower made from a spruce wood;
- Roof covered with black bitumen shingles of your selected color;
- Wooden doors.

# Garbage bins storage

## Garbage bins storage No.1

Sizes (L x W x H):

Storage for one bin - 64 x 70 x 123 cm  
Storage for two bins - 64 x 128 x 123 cm  
Storage for three bins - 64 x 185 x 123 cm



No. 1

## Garbage bins storage No.2

Sizes (L x W x H):

Storage for one bin - 112 x 127 x 227 cm  
Storage for two bins - 130 x 190 x 230 cm  
Storage for three bins - 130 x 266 x 225 cm



No. 2

## Garbage bins storage No.3

Sizes (L x W x H):

Storage for one bin - 100 x 65 x 123 cm  
Storage for two bins - 159 x 65 x 123 cm  
Storage for three bins - 216 x 65 x 123 cm



No. 3

## Garbage bins storage No.4

Sizes (L x W x H):

Storage for one bin - 75 x 98 x 212 cm  
Storage for two bins - 75 x 140 x 212 cm  
Storage for three bins - 75 x 216 x 217 cm



No. 4

## Garbage bins storage No.5

Sizes (L x W x H):

Storage for one bin - 87 x 65 x 160 cm  
Storage for two bins - 173 x 65 x 160 cm  
Storage for three bins - 260 x 65 x 160 cm



No. 5

## Standard set:

- Wall panels made from spruce;
- Roof covered with bitumen shingles of your selected color.

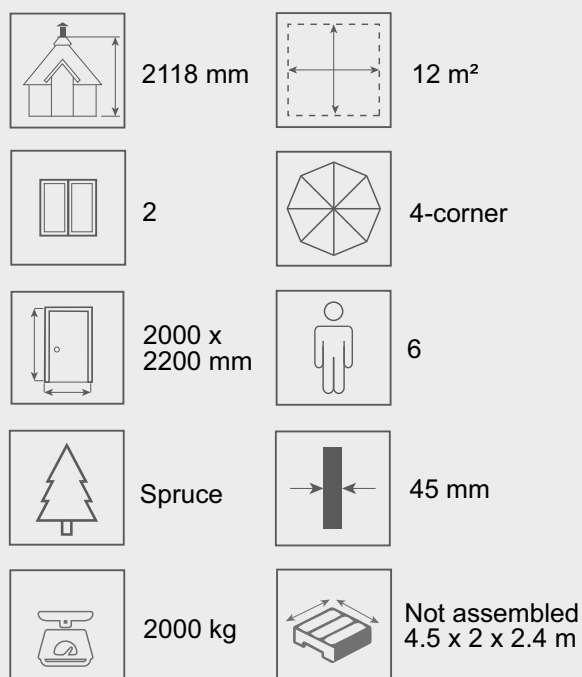




# Garden cubes

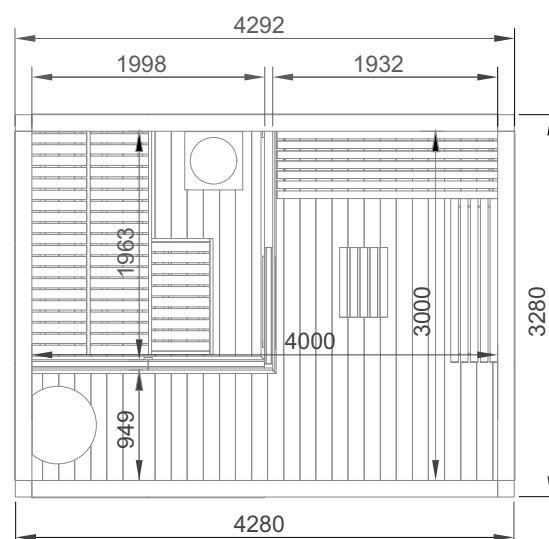


# Sauna cube



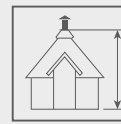
## Standard set:

- Garden cube frame from spruce;
- Wooden floor;
- Roof covered with bitumen weld coating;
- 4 Standard full panel walls;
- 3 Decorative sunscreen walls with tempered glass;
- 2 Wooden tempered glass walls;
- 4 Insulated full panel walls;
- 2 Insulated full panel walls with small windows;
- 2 Insulated roof panels;
- Sauna benches;
- Three spaces inside: a sauna room, lounge room and a changing/shower room;
- Heat-resistant plates for the heater/stove;
- Aluminium sliding doors system Alutech;
- Inside glass doors;
- Changing room doors/partition.

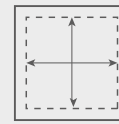





## Glass roof cube



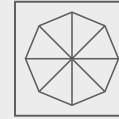
2555 mm



9 m<sup>2</sup>



6-8



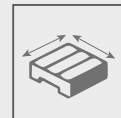
4-corner



Spruce



540 kg

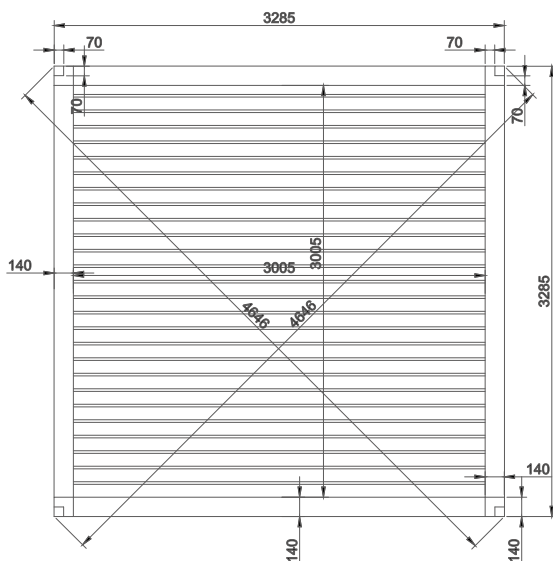


Not assembled  
3.3 x 1 x 1.2 m  
3.3 x 1.2 x 1.5 m



### Standard set:

- Garden cube frame from spruce;
- Glass roof;
- Wooden floor.









**YOUR NEXT STEP:**  
a call to your personal  
Viking Industrier manager.

## CONTACTS:



**NERINGA MOZŪRĖ**  
Director

Mob. phone: +370 685 58079  
E-mail: [neringa@vikingindustrier.com](mailto:neringa@vikingindustrier.com)



**REGIMANTAS ŠVAŽAS**  
Production Manager

Mob. phone: +370 685 60454  
E-mail: [regimantas@vikingindustrier.com](mailto:regimantas@vikingindustrier.com)



**AIDENA DABRICKYTĖ**  
Sales Manager

Mob. phone: +370 620 86432  
E-mail: [aidena@vikingindustrier.com](mailto:aidena@vikingindustrier.com)



**ERNESTA VIRŠILIENĖ**  
Administrator

Mob. phone: +370 425 40032  
Fax: +370 425 40031  
E-mail: [ernesta@vikingindustrier.com](mailto:ernesta@vikingindustrier.com)



**ŠARŪNAS GERASIMOVAS**  
Sales Manager

Mob. phone: +370 611 09388  
E-mail: [sarunas@vikingindustrier.com](mailto:sarunas@vikingindustrier.com)



**JUSTINA LAPUKAITĖ**  
Marketing Manager

Mob. phone: +370 62202000  
E-mail: [justina.lapukaite@vikingindustrier.com](mailto:justina.lapukaite@vikingindustrier.com)



**ANTANAS KRŪVELIS**  
Sales Manager

Mob. phone: +370 610 62503  
E-mail: [antanas@vikingindustrier.com](mailto:antanas@vikingindustrier.com)



**TOMAS TIŠKUS**  
Senior Engineer Constructor

Mob. phone: +370 68782536  
E-mail: [tomas@vikingindustrier.com](mailto:tomas@vikingindustrier.com)



**PAULIUS ŠIDLAUSKIS**  
Supply Manager

Mob. phone: +370 614 04548  
E-mail: [paulius@vikingindustrier.com](mailto:paulius@vikingindustrier.com)



**VYTAUTAS KUNDELIS**  
Engineer Constructor

E-mail: [vytautas.kundelis@vikingindustrier.com](mailto:vytautas.kundelis@vikingindustrier.com)



**VYTAUTAS STACKEVIČIUS**  
Logistic Manager

Mob. phone: +370 614 30587  
E-mail: [vytautas@vikingindustrier.com](mailto:vytautas@vikingindustrier.com)



**POVILAS DIRGINČIUS**  
Steward and Energy Manager

Mob. phone: +370 685 02259  
E-mail: [povilas@vikingindustrier.com](mailto:povilas@vikingindustrier.com)







The mark of  
responsible forestry

Misko 25, LT-85302 Venta, Lithuania  
Tel.: +370 425 40030  
Fax: +370 425 40031  
E-mail: [info@vikingindustrier.com](mailto:info@vikingindustrier.com)  
[www.vikingindustrier.com](http://www.vikingindustrier.com)